# Moon and stars kippah or yarmulke

Needlepoint pattern | 108 x 90 stitches | 6 x 5 in (15.2 x 12.7 cm) on 18 mesh | 11 colors



## How to stitch it




1. Each square is one tent stitch, up at 1, down at 2. Lines in continental, right to left, the canvas upside down for the next row; wide areas in basketweave.
2. Cut 18 in of thread. Start and end it without a knot left behind.
3. Mark the middle of the canvas. It is the outlined square on page 2, column 54, row 45 (DMC 312): start there. Count threads, not holes.
4. Go on from it: picture first, background last. Gray squares are on two pages: stitch them once. Empty squares stay bare.
5. When it is done, block it square.

First time? How to needlepoint: flossfield.com/needlepoint/guides/how-to-start/
How to read a chart: flossfield.com/needlepoint/guides/how-to-read-a-chart/

## What you need

**Canvas:** blank mono canvas, 18 mesh (18 threads to the inch), cut 10 in wide x 9 in high (25.4 x 22.9 cm).

**Needle:** blunt tapestry, size 22. Also masking tape for the cut edges, and small scissors.

**Thread:** six-strand floss, 11 colors, about 11 skeins in all (an estimate). Stitch with 4 strands (5 or 6 if canvas shows).

**Make it a kippah:** thin cotton for the lining, and double fold bias tape for the rim. Ask the finisher, or cut a paper copy and try it on, before you stitch the edge. A kippah, step by step.

## Thread list, DMC

| | | | stitches | skeins |
|---|---|---|---|---|
| ● | **939** | Very Dark Navy Blue | 1,047 | 1 |
| ■ | **823** | Dark Navy Blue | 926 | 1 |
| ▲ | **336** | Navy Blue | 635 | 1 |
| ◆ | **3820** | Dark Straw | 543 | 1 |
| ▼ | **797** | Royal Blue | 520 | 1 |
| ★ | **3325** | Light Baby Blue | 505 | 1 |
| ❖ | **322** | Dark Baby Blue | 488 | 1 |
| X | **312** | Very Dark Baby Blue | 394 | 1 |
| H | **803** | Ultra Very Dark Baby Blue | 388 | 1 |
| + | **745** | Light Pale Yellow | 273 | 1 |
| = | **712** | Cream | 259 | 1 |

Skeins are estimates: the thread a stitch takes on the front and back of 18 mesh canvas, plus 30 percent, rounded up for each color.
Thread colors are approximate screen matches to DMC numbers. Check against real thread before you buy.
For your own stitching, gifts and handmade pieces you sell. Do not resell or share this PDF or copies of it.

# Moon and stars kippah or yarmulke

Needlepoint pattern

Columns 1 to 58, rows 1 to 90. Start at the red outline

This page is the dark part of the chart




## Key

- DMC 939 — Very Dark Navy Blue
- DMC 823 — Dark Navy Blue
- DMC 336 — Navy Blue
- DMC 3820 — Dark Straw
- DMC 797 — Royal Blue
- DMC 3325 — Light Baby Blue
- DMC 322 — Dark Baby Blue
- DMC 312 — Very Dark Baby Blue
- DMC 803 — Ultra Very Dark Baby Blue
- DMC 745 — Light Pale Yellow
- DMC 712 — Cream

# Moon and stars kippah or yarmulke

Needlepoint pattern

Columns 59 to 108, rows 1 to 90. Gray squares: charted already, do not stitch again

This page is the dark part of the chart






## Key

- **DMC 939** Very Dark Navy Blue
- **DMC 823** Dark Navy Blue
- **DMC 336** Navy Blue
- **DMC 3820** Dark Straw
- **DMC 797** Royal Blue
- **DMC 3325** Light Baby Blue
- **DMC 322** Dark Baby Blue
- **DMC 312** Very Dark Baby Blue
- **DMC 803** Ultra Very Dark Baby Blue
- **DMC 745** Light Pale Yellow
- **DMC 712** Cream