Orange cat asleep by a ringed moon

Needlepoint pattern | 90 x 90 stitches | 5 x 5 in (12.7 x 12.7 cm) on 18 mesh | 18 colors



How to stitch it



1. Each square is one tent stitch, up at 1, down at 2. Lines in continental, right to left, the canvas upside down for the next row; wide areas in basketweave.
2. Cut 18 in of thread. Start and end it without a knot left behind.
3. Mark the middle of the canvas. It is the outlined square on page 2, column 45, row 45 (DMC 922): start there. Count threads, not holes.
4. Go on from it: picture first, background last. Gray squares are on two pages: stitch them once.
5. Last, two more rows all round in DMC 815: the opening's edge hides them.

First time? How to needlepoint: flossfield.com/needlepoint/guides/how-to-start/
How to read a chart: flossfield.com/needlepoint/guides/how-to-read-a-chart/

What you need

Canvas: blank mono canvas, 18 mesh (18 threads to the inch), cut 9.5 in square (24.1 cm).

Needle: blunt tapestry, size 22. Also masking tape for the cut edges, and small scissors.

Thread: six-strand floss, 18 colors, about 20 skeins in all (an estimate). Stitch with 4 strands (5 or 6 if canvas shows).

Fit it into a lid: the box or tray, acid-free board and backing. Measure the opening first.
How to fit it into a lid.

Thread list, DMC

			stitches	skeins
●	823	Dark Navy Blue	1,371	2
■	815	Medium Garnet	1,093	2
▲	922	Light Copper	1,023	1
◆	725	Medium Light Topaz	993	1
▼	918	Dark Red Copper	793	1
★	210	Medium Lavender	498	1
❖	745	Light Pale Yellow	491	1
X	3865	Winter White	480	1
H	900	Dark Burnt Orange	247	1
+	312	Very Dark Baby Blue	232	1
=	740	Tangerine	212	1
Z	211	Light Lavender	206	1
A	744	Pale Yellow	145	1
V	402	Very Light Mahogany	85	1
T	208	Very Dark Lavender	78	1
N	938	Ultra Dark Coffee Brown	64	1
S	3712	Medium Salmon	63	1
K	920	Medium Copper	26	1

Skeins are estimates, with the two extra rows: the thread a stitch takes on the front and back of 18 mesh canvas, plus 30 percent, rounded up for each color.

Thread colors are approximate screen matches to DMC numbers. Check against real thread before you buy.

For your own stitching, gifts and handmade pieces you sell. Do not resell or share this PDF or copies of it.

Orange cat asleep by a ringed moon

Needlepoint pattern

Columns 1 to 49, rows 1 to 90. Start at the red outline

This page is the dark part of the chart



Key

- **DMC 823** Dark Navy Blue
- **DMC 815** Medium Garnet
- **DMC 922** Light Copper
- **DMC 725** Medium Light Topaz
- **DMC 918** Dark Red Copper
- **DMC 210** Medium Lavender
- **DMC 745** Light Pale Yellow
- **DMC 3865** Winter White
- **DMC 900** Dark Burnt Orange
- **DMC 312** Very Dark Baby Blue
- **DMC 740** Tangerine
- **DMC 211** Light Lavender
- **DMC 744** Pale Yellow
- **DMC 402** Very Light Mahogany
- **DMC 208** Very Dark Lavender
- **DMC 938** Ultra Dark Coffee Brown
- **DMC 3712** Medium Salmon
- **DMC 920** Medium Copper

Orange cat asleep by a ringed moon

Needlepoint pattern

Columns 50 to 90, rows 1 to 90. Gray squares: charted already, do not stitch again

This page is the dark part of the chart

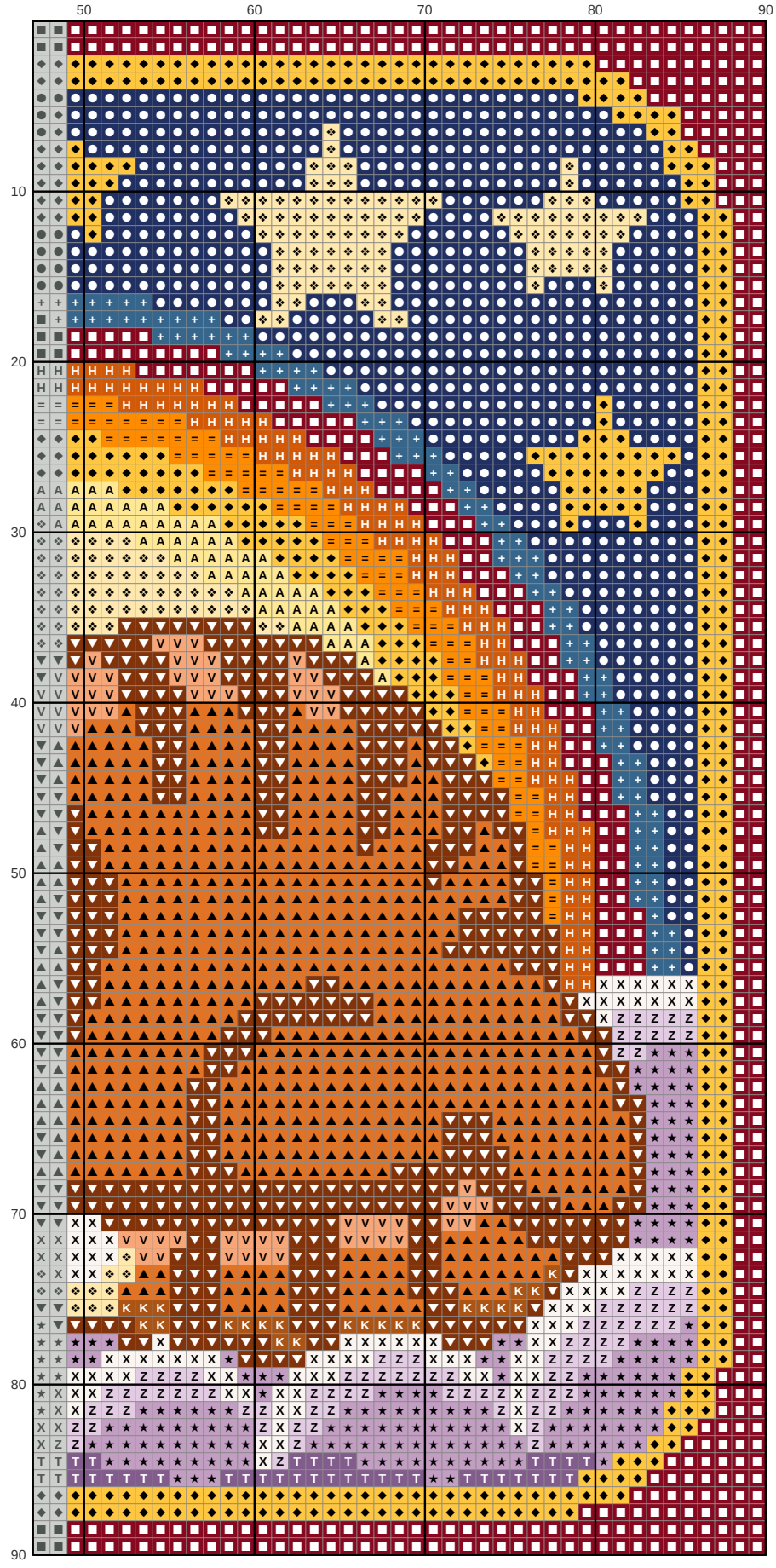

Key

- DMC 823 Dark Navy Blue
- DMC 815 Medium Garnet
- DMC 922 Light Copper
- DMC 725 Medium Light Topaz
- DMC 918 Dark Red Copper
- DMC 210 Medium Lavender
- DMC 745 Light Pale Yellow
- DMC 3865 Winter White
- DMC 900 Dark Burnt Orange
- DMC 312 Very Dark Baby Blue
- DMC 740 Tangerine
- DMC 211 Light Lavender
- DMC 744 Pale Yellow
- DMC 402 Very Light Mahogany
- DMC 208 Very Dark Lavender
- DMC 920 Medium Copper