Sparkle star quilt pillow

Needlepoint pattern | 140 x 140 stitches | 14 x 14 in (35.6 x 35.6 cm) on 10 mesh | 14 colors



How to stitch it



1. Each square is one tent stitch, up at 1, down at 2. Lines in continental, right to left, the canvas upside down for the next row; wide areas in basketweave.
2. Cut 18 in of thread. Start and end it without a knot left behind.
3. Mark the middle of the canvas. It is the outlined square on page 2, column 70, row 70 (DMC BLANC): start there. Count threads, not holes.
4. Go on from it: picture first, background last. Gray squares are on two pages: stitch them once.
5. Last, two more rows all round in DMC 827: the seam hides them.

First time? How to needlepoint: flossfield.com/needlepoint/guides/how-to-start/
How to read a chart: flossfield.com/needlepoint/guides/how-to-read-a-chart/

What you need

Canvas: blank mono canvas, 10 mesh (10 threads to the inch), cut 18.5 in square (47 cm).

Needle: blunt tapestry, size 18. Also masking tape for the cut edges, and small scissors.

Thread: pearl cotton size 3, 14 colors, about 38 skeins in all (an estimate). Stitch with 2 lengths together.

Make it a pillow: backing fabric, an insert the size of the stitching or an inch larger, and cord or piping for the edge. How to finish a pillow.

Thread list, DMC

			stitches	skeins
●	**939**	Very Dark Navy Blue	7,544	12
■	**827**	Very Light Blue	3,240	7
▲	**995**	Dark Electric Blue	1,100	2
◆	**794**	Light Cornflower Blue	1,056	2
▼	**BLANC**	White	1,012	2
★	**210**	Medium Lavender	840	2
❖	**31**	Blueberry	840	2
X	**3747**	Very Light Blue Violet	840	2
H	**336**	Navy Blue	720	2
+	**33**	Fuchsia	560	1
=	**3746**	Dark Blue Violet	560	1
Z	**3846**	Light Bright Turquoise	560	1
A	**745**	Light Pale Yellow	468	1
V	**3845**	Medium Bright Turquoise	260	1

Skeins are estimates, with the two extra rows: the thread a stitch takes on the front and back of 10 mesh canvas, plus 30 percent, rounded up for each color.

Thread colors are approximate screen matches to DMC numbers. Check against real thread before you buy.

For your own stitching, gifts and handmade pieces you sell. Do not resell or share this PDF or copies of it.

Sparkle star quilt pillow Needlepoint pattern

Columns 1 to 70, rows 1 to 70. Start at the red outline

This page is the dark part of the chart



Key

- **DMC 939** Very Dark Navy Blue
- **DMC 827** Very Light Blue
- **DMC 995** Dark Electric Blue
- **DMC 794** Light Cornflower Blue
- **DMC BLANC** White
- **DMC 210** Medium Lavender
- **DMC 31** Blueberry
- **DMC 3747** Very Light Blue Violet
- **DMC 336** Navy Blue
- **DMC 33** Fuchsia
- **DMC 3746** Dark Blue Violet
- **DMC 3846** Light Bright Turquoise
- **DMC 745** Light Pale Yellow
- **DMC 3845** Medium Bright Turquoise

Sparkle star quilt pillow Needlepoint pattern

Columns 71 to 140, rows 1 to 70. Gray squares: charted already, do not stitch again

This page is the dark part of the chart



Key

- ● **DMC 939** Very Dark Navy Blue
- ■ **DMC 827** Very Light Blue
- ▲ **DMC 995** Dark Electric Blue
- ◆ **DMC 794** Light Cornflower Blue
- ▼ **DMC BLANC** White
- ★ **DMC 210** Medium Lavender
- ❖ **DMC 31** Blueberry
- X **DMC 3747** Very Light Blue Violet
- H **DMC 336** Navy Blue
- \+ **DMC 33** Fuchsia
- = **DMC 3746** Dark Blue Violet
- Z **DMC 3846** Light Bright Turquoise
- A **DMC 745** Light Pale Yellow
- V **DMC 3845** Medium Bright Turquoise

Sparkle star quilt pillow Needlepoint pattern

This page is the dark part of the chart



Columns 1 to 70, rows 71 to 140. Gray squares: charted already, do not stitch again



Key

- ● **DMC 939** Very Dark Navy Blue
- ■ **DMC 827** Very Light Blue
- ▲ **DMC 995** Dark Electric Blue
- ◆ **DMC 794** Light Cornflower Blue
- ▼ **DMC BLANC** White
- ★ **DMC 210** Medium Lavender
- ❖ **DMC 31** Blueberry
- X **DMC 3747** Very Light Blue Violet
- H **DMC 336** Navy Blue
- \+ **DMC 33** Fuchsia
- = **DMC 3746** Dark Blue Violet
- Z **DMC 3846** Light Bright Turquoise
- A **DMC 745** Light Pale Yellow
- V **DMC 3845** Medium Bright Turquoise

Sparkle star quilt pillow Needlepoint pattern

Columns 71 to 140, rows 71 to 140. Gray squares: charted already, do not stitch again

This page is the dark part of the chart



Key

- ● **DMC 939** Very Dark Navy Blue
- ■ **DMC 827** Very Light Blue
- ▲ **DMC 995** Dark Electric Blue
- ◆ **DMC 794** Light Cornflower Blue
- ▼ **DMC BLANC** White
- ★ **DMC 210** Medium Lavender
- ❖ **DMC 31** Blueberry
- X **DMC 3747** Very Light Blue Violet
- H **DMC 336** Navy Blue
- \+ **DMC 33** Fuchsia
- = **DMC 3746** Dark Blue Violet
- Z **DMC 3846** Light Bright Turquoise
- A **DMC 745** Light Pale Yellow
- V **DMC 3845** Medium Bright Turquoise