Twins birth announcement with bunnies

Needlepoint pattern | 160 x 120 stitches | 16 x 12 in (40.6 x 30.5 cm) on 10 mesh | 24 colors



Thread key, DMC

			stitches	yards	skeins
●	**939**	Very Dark Navy Blue	3,791	47	6
■	**24**	White Lavender	3,272	41	5
▲	**823**	Dark Navy Blue	2,601	33	4
◆	**32**	Dark Blueberry	2,254	28	4
▼	**29**	Eggplant	1,559	20	3
★	**712**	Cream	635	8	1
❖	**3865**	Winter White	579	8	1
X	**3746**	Dark Blue Violet	526	7	1
O	**3822**	Light Straw	479	6	1
+	**3354**	Light Dusty Rose	443	6	1
=	**3820**	Dark Straw	417	6	1
Z	**415**	Pearl Gray	409	6	1
A	**783**	Medium Topaz	324	4	1
V	**340**	Medium Blue Violet	292	4	1
T	**210**	Medium Lavender	291	4	1
N	**739**	Ultra Very Light Tan	255	4	1
S	**437**	Light Tan	232	3	1
K	**414**	Dark Steel Gray	227	3	1
E	**801**	Dark Coffee Brown	186	3	1
C	**436**	Tan	162	2	1
P	**318**	Light Steel Gray	142	2	1
U	**780**	Ultra Very Dark Topaz	81	1	1
L	**435**	Very Light Brown	34	1	1
2	**535**	Very Light Ash Gray	9	1	1

One chart square is one tent stitch over one canvas intersection.

Cut the canvas at least 20 x 16 in (50.8 x 40.6 cm) for 10 mesh: the design and 2 in (5.1 cm) of margin on every side.

19,200 stitches in all. Start from the center: a red arrow above the chart marks the center column, and one to the left of it the center row. The arrows are on the pages those lines cross.

The chart is divided evenly over 4 pages. Pages 2, 3, 4 and 5 are turned on their side, for a part that is wider than it is tall. Where chart pages join, gray squares repeat two rows or columns. The small picture at the top of each chart page shows which part it is.

Thread: pearl cotton size 3, 2 strands in the needle on 10 mesh, about 41 skeins of 16.4 yd in all. Or six-strand floss, 8 to 10 strands, about 58 skeins of 8.7 yd; or tapestry wool, 1 strand, about 41 skeins of 8.7 yd; or Persian wool, 3 strands, about 43 skeins of 8 yd. Wool is numbered differently: match it by eye. Needle: tapestry, size 16 or 18.

Yards and skeins are estimates: the thread a stitch takes on the front and back of 10 mesh canvas, plus 30 percent, rounded up for each color (about 248 yards in all, as the thread lies in the needle).

Thread colors are approximate screen matches to DMC numbers. Check against real thread before you buy.

Make it a pillow: also have backing fabric, an insert the size of the stitching or an inch larger, and cord or piping for the edge. The seam takes the last two rows: stitch two extra rows all round, or keep the edge plain. "How to finish a pillow" is a guide linked from this pattern's page.

For your own stitching, gifts and handmade pieces you sell. Do not resell or share this PDF.

Twins birth announcement with bunnies

Needlepoint pattern

Chart 1 of 4: columns 1 to 80, rows 1 to 60

This page is the dark part of the chart



Twins birth announcement with bunnies

Needlepoint pattern

Chart 2 of 4: columns 81 to 160, rows 1 to 60; gray squares repeat columns 79 and 80

This page is the dark part of the chart

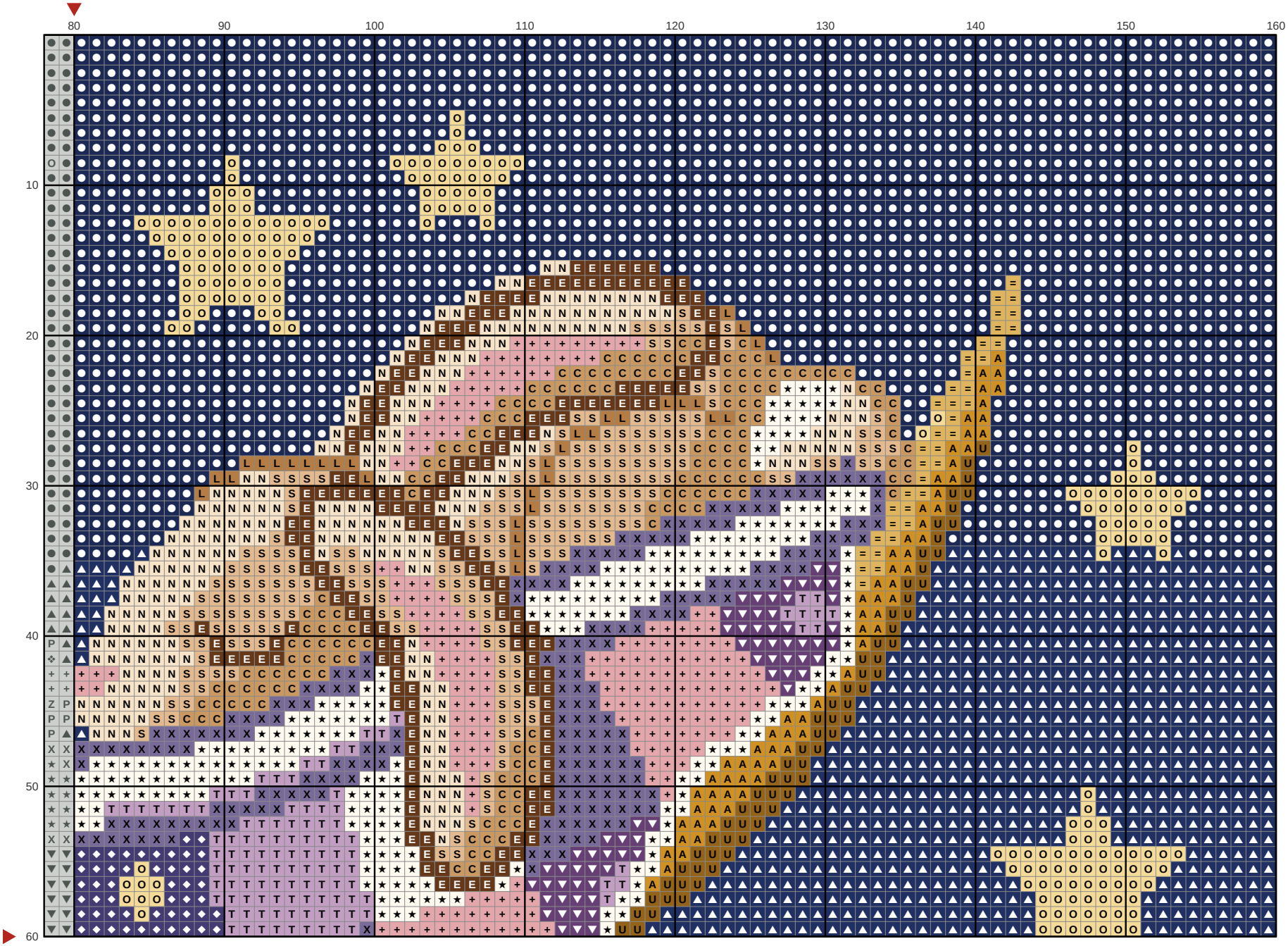

Twins birth announcement with bunnies

Needlepoint pattern

Chart 3 of 4: columns 1 to 80, rows 61 to 120; gray squares repeat rows 59 and 60

This page is the dark part of the chart



Twins birth announcement with bunnies

Needlepoint pattern

Chart 4 of 4: columns 81 to 160, rows 61 to 120; gray squares repeat columns 79 and 80 and rows 59 and 60

This page is the dark part of the chart

