Reindeer stocking with starry antlers

Needlepoint pattern | 143 x 234 stitches | 11 x 18 in (27.9 x 45.7 cm) on 13 mesh | 24 colors



How to stitch it



1. Each square is one tent stitch, up at 1, down at 2. Lines in continental, right to left, the canvas upside down for the next row; wide areas in basketweave.
2. Cut 18 in of thread. Start and end it without a knot left behind.
3. Mark the crossing 2 in from the top and right edges of the canvas. It is the outlined square, top right of page 2, column 143, row 1 (DMC 823): start there. Count threads, not holes.
4. The name first, where you put one on it, then downward, background as you go. Gray squares are on two pages: stitch them once. Empty squares stay bare.
5. Last, two more rows all round, each stitch in the color it lies beside: the seam hides them. Ask your finisher first.

The dashed box on the cuff is the place for a name, and the two red marks are its middle: type one on the pattern's page to have it charted.

First time? How to needlepoint: flossfield.com/needlepoint/guides/how-to-start/
How to read a chart: flossfield.com/needlepoint/guides/how-to-read-a-chart/

What you need

Canvas: blank mono canvas, 13 mesh (13 threads to the inch), cut 15.5 in wide x 22.5 in high (39.4 x 57.2 cm).

Needle: blunt tapestry, size 20. Also masking tape for the cut edges, and small scissors.

Thread: six-strand floss, 24 colors, about 46 skeins in all (an estimate). Stitch with 7 strands (8 if canvas shows).

Make it a stocking: a finisher, who backs and lines it (ask months before Christmas), or backing, lining, cord and a loop to sew it up yourself. How to finish a stocking.

Thread list, DMC

			stitches	skeins
●	823	Dark Navy Blue	4,306	7
■	336	Navy Blue	2,257	4
▲	3765	Very Dark Peacock Blue	1,814	3
◆	939	Very Dark Navy Blue	1,799	3
▼	3842	Very Dark Wedgwood	1,728	3
★	803	Ultra Very Dark Baby Blue	1,399	3
❖	3863	Medium Mocha Beige	1,182	2
X	3852	Very Dark Straw	1,152	2
H	ECRU	Ecru	1,118	2
+	3864	Light Mocha Beige	956	2
=	797	Royal Blue	841	2
Z	745	Light Pale Yellow	678	1
A	931	Medium Antique Blue	636	1
V	932	Light Antique Blue	532	1
T	798	Dark Delft Blue	517	1
N	3862	Dark Mocha Beige	428	1
S	3821	Straw	382	1
K	676	Light Old Gold	305	1
E	839	Dark Beige Brown	243	1
C	3752	Very Light Antique Blue	191	1
P	780	Ultra Very Dark Topaz	179	1
U	3756	Ultra Very Light Baby Blue	110	1
L	3064	Desert Sand	97	1
2	3371	Black Brown	70	1

Skeins are estimates, with the two extra rows: the thread a stitch takes on the front and back of 13 mesh canvas, plus 30 percent, rounded up for each color.

Thread colors are approximate screen matches to DMC numbers. Check against real thread before you buy.

For your own stitching, gifts and handmade pieces you sell. Do not resell or share this PDF or copies of it.

Reindeer stocking with starry antlers

Needlepoint pattern

Columns 62 to 143, rows 1 to 71. Start at the red outline

This page is the dark part of the chart



Key

- **DMC 823** Dark Navy Blue
- **DMC 939** Very Dark Navy Blue
- **DMC 3852** Very Dark Straw
- **DMC 797** Royal Blue
- **DMC 745** Light Pale Yellow
- **DMC 932** Light Antique Blue
- **DMC 798** Dark Delft Blue
- **DMC 3821** Straw
- **DMC 780** Ultra Very Dark Topaz

Reindeer stocking with starry antlers

Needlepoint pattern

Columns 61 to 143, rows 72 to 140. Gray squares: charted already, do not stitch again

This page is the dark part of the chart



Key

- **DMC 823** Dark Navy Blue
- **DMC 336** Navy Blue
- **DMC 939** Very Dark Navy Blue
- **DMC 803** Ultra Very Dark Baby Blue
- **DMC 3863** Medium Mocha Beige
- **DMC 3852** Very Dark Straw
- **DMC ECRU** Ecru
- **DMC 797** Royal Blue
- **DMC 745** Light Pale Yellow
- **DMC 931** Medium Antique Blue
- **DMC 932** Light Antique Blue
- **DMC 798** Dark Delft Blue
- **DMC 3821** Straw
- **DMC 676** Light Old Gold
- **DMC 3752** Very Light Antique Blue
- **DMC 780** Ultra Very Dark Topaz
- **DMC 3756** Ultra Very Light Baby Blue

Reindeer stocking with starry antlers Needlepoint pattern

Columns 1 to 72, rows 141 to 234. Gray squares: charted already, do not stitch again

This page is the dark part of the chart



Reindeer stocking with starry antlers

Needlepoint pattern

Columns 73 to 143, rows 141 to 234. Gray squares: charted already, do not stitch again

This page is the dark part of the chart

