Star clutch purse with a shooting star

Needlepoint pattern | 126 x 72 stitches | 7 x 4 in (17.8 x 10.2 cm) on 18 mesh | 18 colors



How to read the chart



1. Each square is one tent stitch, up at 1, down at 2: basketweave for the background, continental for lines.
2. Bind the edges. Cut 18 in of thread; start and end it without a knot left behind.
3. Mark the middle of the canvas. It is the outlined square on page 2 (DMC 939): start there. Count threads, not holes.
4. Picture first, then border, background last. Gray squares are on two pages: stitch them once.
5. A heavier line stands every ten squares: count by them.
6. When it is done, block it square.

flossfield.com/needlepoint/guides/how-to-read-a-chart/

You will need

Canvas: blank mono canvas, 18 mesh (18 threads to the inch), cut 11 x 8 in (27.9 x 20.3 cm).

Needle: tapestry, size 22. Also masking tape for the cut edges, and small scissors.

Thread: six-strand floss, 4 strands in the needle (5 or 6 if canvas shows), about 23 skeins in all (an estimate).

Make it a clutch: a clutch or wallet with an opening this size, or a lining and a closure to sew it up. Measure the opening before you stitch. If the piece is small for it, stitch two extra rows all round, carrying the colors of the edge on.
How to finish a purse or clutch.

Thread list, DMC

			stitches	skeins
●	**939**	Very Dark Navy Blue	6,474	6
■	**745**	Light Pale Yellow	302	1
▲	**3821**	Straw	270	1
◆	**783**	Medium Topaz	207	1
▼	**722**	Light Orange Spice	192	1
★	**351**	Coral	177	1
❖	**720**	Dark Orange Spice	172	1
X	**3820**	Dark Straw	169	1
O	**780**	Ultra Very Dark Topaz	166	1
+	**782**	Dark Topaz	162	1
=	**3856**	Ultra Very Light Mahogany	145	1
Z	**352**	Light Coral	127	1
A	**349**	Dark Coral	120	1
V	**326**	Very Dark Rose	119	1
T	**815**	Medium Garnet	95	1
N	**712**	Cream	87	1
S	**3833**	Light Raspberry	68	1
K	**898**	Very Dark Coffee Brown	20	1

Skeins are estimates: the thread a stitch takes on the front and back of 18 mesh canvas, plus 30 percent, rounded up for each color.
Thread colors are approximate screen matches to DMC numbers. Check against real thread before you buy.
For your own stitching, gifts and handmade pieces you sell. Do not resell or share this PDF or copies of it.

Star clutch purse with a shooting star

Needlepoint pattern

This page is the dark part of the chart

Chart 1 of 2: columns 1 to 63, rows 1 to 72. Start at the red outline



Key

- **DMC 939** Very Dark Navy Blue
- **DMC 745** Light Pale Yellow
- **DMC 3821** Straw
- **DMC 783** Medium Topaz
- **DMC 722** Light Orange Spice
- **DMC 351** Coral
- **DMC 720** Dark Orange Spice
- **DMC 3820** Dark Straw
- **DMC 3856** Ultra Very Light Mahogany
- **DMC 352** Light Coral
- **DMC 349** Dark Coral
- **DMC 326** Very Dark Rose
- **DMC 815** Medium Garnet
- **DMC 712** Cream
- **DMC 3833** Light Raspberry

Star clutch purse with a shooting star

Needlepoint pattern

This page is the dark part of the chart

Chart 2 of 2: columns 64 to 126, rows 1 to 72. Gray squares repeat columns 62 and 63: do not stitch them twice



Key

- ● **DMC 939** Very Dark Navy Blue
- ■ **DMC 745** Light Pale Yellow
- ▲ **DMC 3821** Straw
- ◆ **DMC 783** Medium Topaz
- ▼ **DMC 722** Light Orange Spice
- ★ **DMC 351** Coral
- ❖ **DMC 720** Dark Orange Spice
- X **DMC 3820** Dark Straw
- O **DMC 780** Ultra Very Dark Topaz
- \+ **DMC 782** Dark Topaz
- = **DMC 3856** Ultra Very Light Mahogany
- Z **DMC 352** Light Coral
- A **DMC 349** Dark Coral
- V **DMC 326** Very Dark Rose
- T **DMC 815** Medium Garnet
- N **DMC 712** Cream
- S **DMC 3833** Light Raspberry
- K **DMC 898** Very Dark Coffee Brown