Moonlit snowman and animals stocking

Needlepoint pattern | 143 x 234 stitches | 11 x 18 in (27.9 x 45.7 cm) on 13 mesh | 24 colors



Thread key

			stitches				stitches
●	**DMC 939**	Very Dark Navy Blue	3,184	A	**DMC 3865**	Winter White	649
■	**DMC 341**	Light Blue Violet	2,738	V	**DMC 321**	Red	481
▲	**DMC 155**	Medium Dark Blue Violet	2,490	T	**DMC 3863**	Medium Mocha Beige	463
◆	**DMC 30**	Medium Light Blueberry	1,932	N	**DMC 433**	Medium Brown	435
▼	**DMC 745**	Light Pale Yellow	1,613	S	**DMC 3371**	Black Brown	397
★	**DMC 3747**	Very Light Blue Violet	1,602	K	**DMC 920**	Medium Copper	354
❖	**DMC 340**	Medium Blue Violet	1,213	E	**DMC 783**	Medium Topaz	350
X	**DMC 31**	Blueberry	888	C	**DMC 3864**	Light Mocha Beige	344
O	**DMC 3823**	Ultra Pale Yellow	846	P	**DMC 3853**	Dark Autumn Gold	250
+	**DMC 3821**	Straw	812	U	**DMC 918**	Dark Red Copper	208
=	**DMC 336**	Navy Blue	767	L	**DMC 815**	Medium Garnet	140
Z	**DMC 922**	Light Copper	656	2	**DMC 152**	Medium Light Shell Pink	108

One chart square is one tent stitch over one canvas intersection.

Cut the canvas at least 15 x 22 in (38.1 x 55.9 cm) for 13 mesh: the design and 2 in (5.1 cm) of margin on every side.

22,920 stitches in all, inside the outline: the chart is 143 x 234 at its widest and tallest. Start from the center: a red arrow above the chart marks the center column, and one to the left of it the center row. The arrows are on the pages those lines cross.

The chart is on 4 pages, each cut to what is stitched: bare canvas has no page, and a join falls on plain ground where it can. Pages 2 and 3 are turned on their side, for a part that is wider than it is tall. Where chart pages join, gray squares repeat two rows or columns. The small picture at the top of each chart page shows which part it is.

Thread colors are approximate screen matches to DMC numbers. Check against real thread before you buy.

For your own stitching, gifts and handmade pieces you sell. Do not resell or share this PDF.

Moonlit snowman and animals stocking

Needlepoint pattern

This page is the dark part of the chart

Chart 1 of 4: columns 62 to 143, rows 1 to 71



Moonlit snowman and animals stocking

Needlepoint pattern

This page is the dark part of the chart

Chart 2 of 4: columns 61 to 143, rows 72 to 140; gray squares repeat rows 70 and 71



Moonlit snowman and animals stocking

Needlepoint pattern

This page is the dark part of the chart

Chart 3 of 4: columns 1 to 72, rows 141 to 234; gray squares repeat rows 139 and 140



Moonlit snowman and animals stocking

Needlepoint pattern

This page is the dark part of the chart

Chart 4 of 4: columns 73 to 143, rows 141 to 234; gray squares repeat columns 71 and 72 and rows 139 and 140

