Snowy desert Christmas stocking

Needlepoint pattern | 143 x 234 stitches | 11 x 18 in (27.9 x 45.7 cm) on 13 mesh | 24 colors



Thread key, DMC

			stitches	yards	skeins
●	3747	Very Light Blue Violet	4,119	40	6
■	3865	Winter White	3,299	32	5
▲	939	Very Dark Navy Blue	2,568	25	4
◆	823	Dark Navy Blue	1,544	15	3
▼	32	Dark Blueberry	1,264	12	2
★	502	Blue Green	1,222	12	2
❖	758	Very Light Terra Cotta	1,182	12	2
X	500	Very Dark Blue Green	792	8	2
O	842	Very Light Beige Brown	779	8	2
+	3858	Medium Rosewood	707	7	2
=	817	Very Dark Coral Red	705	7	2
Z	340	Medium Blue Violet	683	7	1
A	3809	Very Dark Turquoise	676	7	1
V	3778	Light Terra Cotta	647	7	1
T	29	Eggplant	618	6	1
N	504	Very Light Blue Green	325	4	1
S	725	Medium Light Topaz	311	3	1
K	745	Light Pale Yellow	290	3	1
E	3857	Dark Rosewood	282	3	1
C	840	Medium Beige Brown	275	3	1
P	3746	Dark Blue Violet	202	2	1
U	922	Light Copper	202	2	1
L	783	Medium Topaz	178	2	1
2	3371	Black Brown	50	1	1

One chart square is one tent stitch over one canvas intersection.

Cut the canvas at least 15 x 22 in (38.1 x 55.9 cm) for 13 mesh: the design and 2 in (5.1 cm) of margin on every side.

22,920 stitches in all, inside the outline: the chart is 143 x 234 at its widest and tallest. Start from the center: a red arrow above the chart marks the center column, and one to the left of it the center row. The arrows are on the pages those lines cross.

The chart is on 4 pages, each cut to what is stitched: bare canvas has no page, and a join falls on plain ground where it can. Pages 2 and 3 are turned on their side, for a part that is wider than it is tall. Where chart pages join, gray squares repeat two rows or columns. The small picture at the top of each chart page shows which part it is.

Thread: six-strand floss, 7 or 8 strands in the needle on 13 mesh (counted at 8), about 45 skeins of 8.7 yd in all. Or pearl cotton size 3, 1 strand, about 28 skeins of 16.4 yd; or tapestry wool, 1 strand, about 37 skeins of 8.7 yd; or Persian wool, 2 strands, about 32 skeins of 8 yd. Wool is numbered differently: match it by eye. Needle: tapestry, size 20.

Yards and skeins are estimates: the thread a stitch takes on the front and back of 13 mesh canvas, plus 30 percent, rounded up for each color (about 228 yards in all, as the thread lies in the needle).

Thread colors are approximate screen matches to DMC numbers. Check against real thread before you buy.

Make it a stocking: also have backing and lining fabric, cord or piping, and a loop. Finishers ask for stockings months before Christmas, and most want two extra rows all round. Ask yours before the edge, and stitch a name first. "How to finish a stocking" is a guide linked from this pattern's page.

For your own stitching, gifts and handmade pieces you sell. Do not resell or share this PDF.

Snowy desert Christmas stocking

Needlepoint pattern

Chart 1 of 4: columns 62 to 143, rows 1 to 71

This page is the dark part of the chart



Snowy desert Christmas stocking

Needlepoint pattern

This page is the dark part of the chart

Chart 2 of 4: columns 61 to 143, rows 72 to 140; gray squares repeat rows 70 and 71



Snowy desert Christmas stocking

Needlepoint pattern

Chart 3 of 4: columns 1 to 72, rows 141 to 234; gray squares repeat rows 139 and 140

This page is the dark part of the chart



Snowy desert Christmas stocking

Needlepoint pattern

This page is the dark part of the chart

Chart 4 of 4: columns 73 to 143, rows 141 to 234; gray squares repeat columns 71 and 72 and rows 139 and 140

