Wizard climbing by lantern, with kitten

Needlepoint pattern | 90 x 90 stitches | 5 x 5 in (12.7 x 12.7 cm) on 18 mesh | 18 colors



How to stitch it



1. Each square is one tent stitch, up at 1, down at 2. Lines in continental, right to left, the canvas upside down for the next row; wide areas in basketweave.
2. Cut 18 in of thread. Start and end it without a knot left behind.
3. Mark the middle of the canvas. It is the outlined square on page 2, column 45, row 45 (DMC 3772): start there. Count threads, not holes.
4. Go on from it: picture first, background last. Gray squares are on two pages: stitch them once.
5. Last, two more rows all round, each stitch in the color it lies beside: the opening's edge hides them.

First time? How to needlepoint: flossfield.com/needlepoint/guides/how-to-start/
How to read a chart: flossfield.com/needlepoint/guides/how-to-read-a-chart/

What you need

Canvas: blank mono canvas, 18 mesh (18 threads to the inch), cut 9.5 in square (24.1 cm).

Needle: blunt tapestry, size 22. Also masking tape for the cut edges, and small scissors.

Thread: six-strand floss, 18 colors, about 19 skeins in all (an estimate). Stitch with 4 strands (5 or 6 if canvas shows).

Fit it into a lid: the box or tray, acid-free board and backing. Measure the opening first.
How to fit it into a lid.

Thread list, DMC

			stitches	skeins
●	**823**	Dark Navy Blue	1,139	2
■	**32**	Dark Blueberry	979	1
▲	**341**	Light Blue Violet	920	1
◆	**3823**	Ultra Pale Yellow	812	1
▼	**31**	Blueberry	652	1
★	**977**	Light Golden Brown	586	1
❖	**336**	Navy Blue	499	1
X	**3731**	Very Dark Dusty Rose	438	1
H	**154**	Very Dark Grape	407	1
+	**3350**	Ultra Dark Dusty Rose	382	1
=	**34**	Dark Fuchsia	314	1
Z	**3821**	Straw	251	1
A	**BLANC**	White	237	1
V	**33**	Fuchsia	165	1
T	**632**	Ultra Very Dark Desert Sand	129	1
N	**938**	Ultra Dark Coffee Brown	98	1
S	**407**	Dark Desert Sand	55	1
K	**3772**	Very Dark Desert Sand	37	1

Skeins are estimates, with the two extra rows: the thread a stitch takes on the front and back of 18 mesh canvas, plus 30 percent, rounded up for each color.

Thread colors are approximate screen matches to DMC numbers. Check against real thread before you buy.

For your own stitching, gifts and handmade pieces you sell. Do not resell or share this PDF or copies of it.

Wizard climbing by lantern, with kitten

Needlepoint pattern

Columns 1 to 49, rows 1 to 90. Start at the red outline

This page is the dark part of the chart

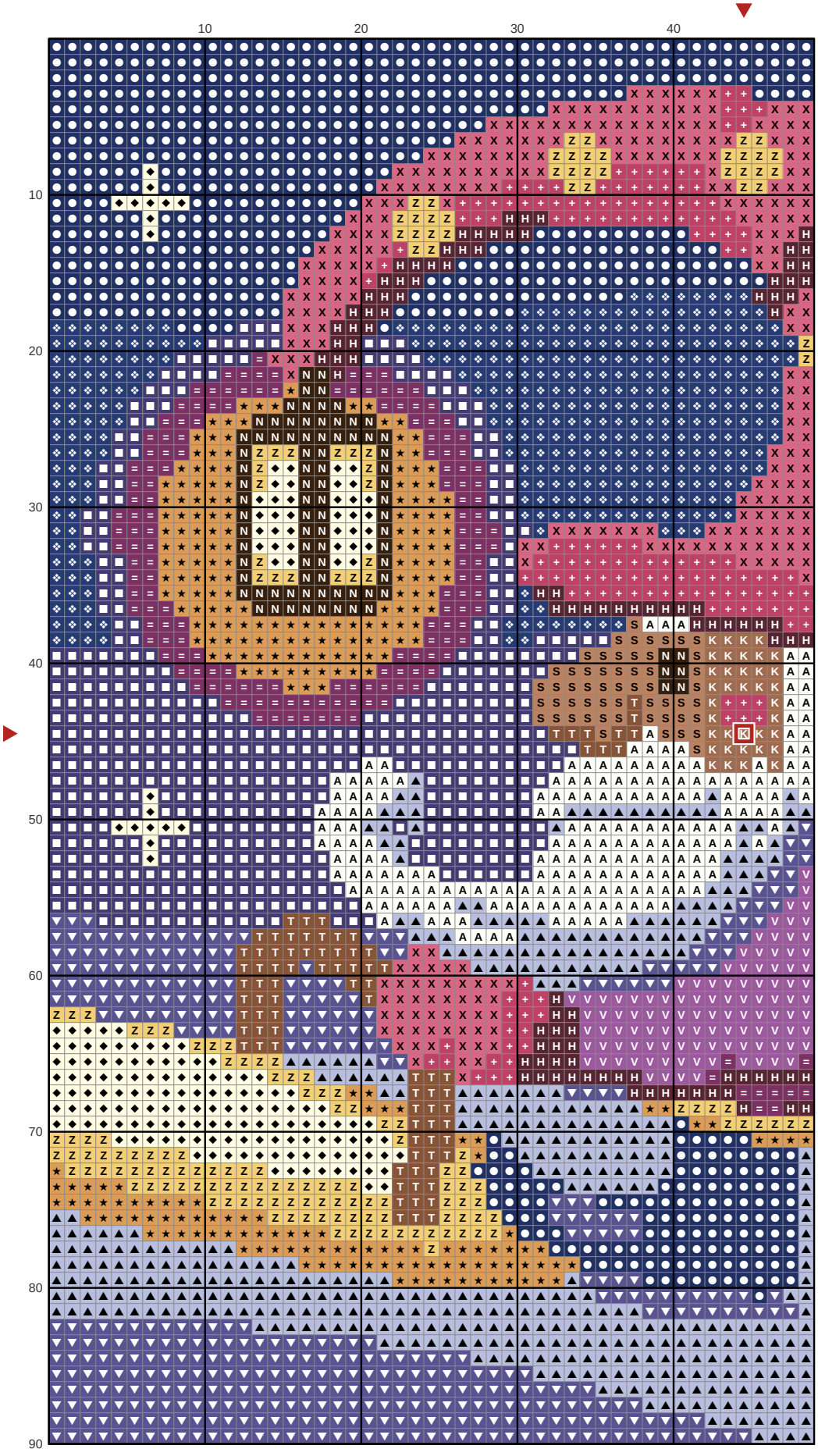

Key

- DMC 823 — Dark Navy Blue
- DMC 32 — Dark Blueberry
- DMC 341 — Light Blue Violet
- DMC 3823 — Ultra Pale Yellow
- DMC 31 — Blueberry
- DMC 977 — Light Golden Brown
- DMC 336 — Navy Blue
- DMC 3731 — Very Dark Dusty Rose
- DMC 154 — Very Dark Grape
- DMC 3350 — Ultra Dark Dusty Rose
- DMC 34 — Dark Fuchsia
- DMC 3821 — Straw
- DMC BLANC — White
- DMC 33 — Fuchsia
- DMC 632 — Ultra Very Dark Desert Sand
- DMC 938 — Ultra Dark Coffee Brown
- DMC 407 — Dark Desert Sand
- DMC 3772 — Very Dark Desert Sand

Wizard climbing by lantern, with kitten

Needlepoint pattern

Columns 50 to 90, rows 1 to 90. Gray squares: charted already, do not stitch again

This page is the dark part of the chart



Key

- **DMC 823** Dark Navy Blue
- **DMC 32** Dark Blueberry
- **DMC 341** Light Blue Violet
- **DMC 3823** Ultra Pale Yellow
- **DMC 31** Blueberry
- **DMC 977** Light Golden Brown
- **DMC 336** Navy Blue
- **DMC 3731** Very Dark Dusty Rose
- **DMC 154** Very Dark Grape
- **DMC 3350** Ultra Dark Dusty Rose
- **DMC 34** Dark Fuchsia
- **DMC 3821** Straw
- **DMC BLANC** White
- **DMC 33** Fuchsia
- **DMC 632** Ultra Very Dark Desert Sand
- **DMC 938** Ultra Dark Coffee Brown