Chinese rug with clouds and bats

Needlepoint pattern | 246 x 246 stitches | 18.9 x 18.9 in (48.1 x 48.1 cm) on 13 mesh | 18 colors



Thread key, DMC

			stitches	yards	skeins
●	**3822**	Light Straw	9,504	91	14
■	**815**	Medium Garnet	8,933	85	13
▲	**939**	Very Dark Navy Blue	8,840	84	13
◆	**3325**	Light Baby Blue	8,112	77	12
▼	**336**	Navy Blue	7,672	73	12
★	**712**	Cream	6,230	60	10
❖	**322**	Dark Baby Blue	3,400	33	5
X	**350**	Medium Coral	2,875	28	5
O	**347**	Very Dark Salmon	2,046	20	3
+	**334**	Medium Baby Blue	1,400	14	3
=	**352**	Light Coral	730	7	2
Z	**500**	Very Dark Blue Green	243	3	1
A	**502**	Blue Green	127	2	1
V	**351**	Coral	110	2	1
T	**353**	Peach	108	2	1
N	**504**	Very Light Blue Green	87	1	1
S	**948**	Very Light Peach	78	1	1
K	**433**	Medium Brown	21	1	1

One chart square is one tent stitch over one canvas intersection.

Cut the canvas at least 22.9 x 22.9 in (58.2 x 58.2 cm) for 13 mesh: the design and 2 in (5.1 cm) of margin on every side.

60,516 stitches in all. Start from the center: a red arrow above the chart marks the center column, and one to the left of it the center row. The arrows are on the pages those lines cross.

The chart is on 10 pages, each cut to what is stitched: bare canvas has no page, and a join falls on plain ground where it can. Pages 2, 3, 4, 9, 10 and 11 are turned on their side, for a part that is wider than it is tall. Where chart pages join, gray squares repeat two rows or columns. The small picture at the top of each chart page shows which part it is.

Thread: six-strand floss, 7 or 8 strands in the needle on 13 mesh (counted at 8), about 99 skeins of 8.7 yd in all. Or pearl cotton size 3, 1 strand, about 47 skeins of 16.4 yd; or tapestry wool, 1 strand, about 77 skeins of 8.7 yd; or Persian wool, 2 strands, about 60 skeins of 8 yd. Wool is numbered differently: match it by eye. Needle: tapestry, size 20.

Yards and skeins are estimates: the thread a stitch takes on the front and back of 13 mesh canvas, plus 30 percent, rounded up for each color (about 584 yards in all, as the thread lies in the needle).

Thread colors are approximate screen matches to DMC numbers. Check against real thread before you buy.

When it is stitched: also have a finisher, or the fabric and cord to make it up yourself. Ask before you stitch the edge: some finishes take extra rows. "Ways to finish needlepoint" is a guide linked from this pattern's page.

For your own stitching, gifts and handmade pieces you sell. Do not resell or share this PDF or copies of it.

Chinese rug with clouds and bats

Needlepoint pattern

Chart 1 of 10: columns 1 to 82, rows 1 to 71

This page is the dark part of the chart



Key

- DMC 3822 Light Straw
- DMC 815 Medium Garnet
- DMC 939 Very Dark Navy Blue
- DMC 3325 Light Baby Blue
- DMC 336 Navy Blue
- DMC 712 Cream
- DMC 322 Dark Baby Blue
- DMC 347 Very Dark Salmon
- DMC 334 Medium Baby Blue

Chinese rug with clouds and bats

Needlepoint pattern

Chart 2 of 10: columns 83 to 164, rows 1 to 71; gray squares repeat columns 81 and 82

This page is the dark part of the chart



Key

- DMC 3822 Light Straw
- DMC 815 Medium Garnet
- DMC 939 Very Dark Navy Blue
- DMC 3325 Light Baby Blue
- DMC 336 Navy Blue
- DMC 712 Cream
- DMC 322 Dark Baby Blue
- DMC 350 Medium Coral
- DMC 347 Very Dark Salmon
- DMC 334 Medium Baby Blue
- DMC 352 Light Coral

Chinese rug with clouds and bats

Needlepoint pattern

Chart 3 of 10: columns 165 to 246, rows 1 to 71; gray squares repeat columns 163 and 164

This page is the dark part of the chart



Key

- DMC 3822 Light Straw
- DMC 815 Medium Garnet
- DMC 939 Very Dark Navy Blue
- DMC 3325 Light Baby Blue
- DMC 336 Navy Blue
- DMC 712 Cream
- DMC 322 Dark Baby Blue
- DMC 347 Very Dark Salmon
- DMC 334 Medium Baby Blue

Chinese rug with clouds and bats

Needlepoint pattern

This page is the dark part of the chart

Chart 4 of 10: columns 1 to 62, rows 72 to 177; gray squares repeat rows 70 and 71



Chinese rug with clouds and bats

Needlepoint pattern

This page is the dark part of the chart

Chart 5 of 10: columns 63 to 124, rows 72 to 177; gray squares repeat columns 61 and 62 and rows 70 and 71



Chinese rug with clouds and bats

Needlepoint pattern

This page is the dark part of the chart

Chart 6 of 10: columns 125 to 185, rows 72 to 177; gray squares repeat columns 123 and 124 and rows 70 and 71



Chinese rug with clouds and bats

Needlepoint pattern

This page is the dark part of the chart

Chart 7 of 10: columns 186 to 246, rows 72 to 177; gray squares repeat columns 184 and 185 and rows 70 and 71



Chinese rug with clouds and bats

Needlepoint pattern

Chart 8 of 10: columns 1 to 82, rows 178 to 246; gray squares repeat rows 176 and 177

This page is the dark part of the chart



Key

- DMC 3822 Light Straw
- DMC 815 Medium Garnet
- DMC 939 Very Dark Navy Blue
- DMC 3325 Light Baby Blue
- DMC 336 Navy Blue
- DMC 712 Cream
- DMC 322 Dark Baby Blue
- DMC 347 Very Dark Salmon
- DMC 334 Medium Baby Blue

Chinese rug with clouds and bats

Needlepoint pattern

Chart 9 of 10: columns 83 to 164, rows 178 to 246; gray squares repeat columns 81 and 82 and rows 176 and 177

This page is the dark part of the chart



Key

- ● **DMC 3822** Light Straw
- ■ **DMC 815** Medium Garnet
- ▲ **DMC 939** Very Dark Navy Blue
- ◆ **DMC 3325** Light Baby Blue
- ▼ **DMC 336** Navy Blue
- ★ **DMC 712** Cream
- ❖ **DMC 322** Dark Baby Blue
- X **DMC 350** Medium Coral
- O **DMC 347** Very Dark Salmon
- \+ **DMC 334** Medium Baby Blue
- = **DMC 352** Light Coral

Chinese rug with clouds and bats

Needlepoint pattern

Chart 10 of 10: columns 165 to 246, rows 178 to 246; gray squares repeat columns 163 and 164 and rows 176 and 177

This page is the dark part of the chart



Key

- DMC 3822 Light Straw
- DMC 815 Medium Garnet
- DMC 939 Very Dark Navy Blue
- DMC 3325 Light Baby Blue
- DMC 336 Navy Blue
- DMC 712 Cream
- DMC 322 Dark Baby Blue
- DMC 347 Very Dark Salmon
- DMC 334 Medium Baby Blue