Two birds on a camellia branch

Needlepoint pattern | 140 x 140 stitches | 14 x 14 in (35.6 x 35.6 cm) on 10 mesh | 24 colors



Thread key, DMC

			stitches	yards	skeins
●	**502**	Blue Green	4,360	54	7
■	**3813**	Light Blue Green	4,141	51	7
▲	**10**	Very Light Tender Green	1,726	22	3
◆	**869**	Very Dark Hazelnut Brown	1,370	17	3
▼	**823**	Dark Navy Blue	1,106	14	2
★	**729**	Medium Old Gold	1,063	14	2
❖	**676**	Light Old Gold	928	12	2
X	**500**	Very Dark Blue Green	470	6	1
O	**677**	Very Light Old Gold	460	6	1
+	**353**	Peach	419	6	1
=	**312**	Very Dark Baby Blue	416	6	1
Z	**501**	Dark Blue Green	357	5	1
A	**351**	Coral	353	5	1
V	**3755**	Baby Blue	319	4	1
T	**3031**	Very Dark Mocha Brown	308	4	1
N	**322**	Dark Baby Blue	295	4	1
S	**347**	Very Dark Salmon	294	4	1
K	**BLANC**	White	253	4	1
E	**948**	Very Light Peach	239	3	1
C	**352**	Light Coral	220	3	1
P	**743**	Medium Yellow	185	3	1
U	**840**	Medium Beige Brown	154	2	1
L	**842**	Very Light Beige Brown	149	2	1
2	**815**	Medium Garnet	15	1	1

One chart square is one tent stitch over one canvas intersection.

Cut the canvas at least 18 x 18 in (45.7 x 45.7 cm) for 10 mesh: the design and 2 in (5.1 cm) of margin on every side.

19,600 stitches in all. Start from the center: a red arrow above the chart marks the center column, and one to the left of it the center row. The arrows are on the pages those lines cross.

The chart is divided evenly over 4 pages. Where chart pages join, gray squares repeat two rows or columns. The small picture at the top of each chart page shows which part it is.

Thread: pearl cotton size 3, 2 strands in the needle on 10 mesh, about 43 skeins of 16.4 yd in all. Or six-strand floss, 8 to 10 strands, about 58 skeins of 8.7 yd; or tapestry wool, 1 strand, about 41 skeins of 8.7 yd; or Persian wool, 3 strands, about 43 skeins of 8 yd. Wool is numbered differently: match it by eye. Needle: tapestry, size 16 or 18.

Yards and skeins are estimates: the thread a stitch takes on the front and back of 10 mesh canvas, plus 30 percent, rounded up for each color (about 252 yards in all, as the thread lies in the needle).

Thread colors are approximate screen matches to DMC numbers. Check against real thread before you buy.

Make it a pillow: also have backing fabric, an insert the size of the stitching or an inch larger, and cord or piping for the edge. The seam takes the last two rows: stitch two extra rows all round, or keep the edge plain. "How to finish a pillow" is a guide linked from this pattern's page.

For your own stitching, gifts and handmade pieces you sell. Do not resell or share this PDF.

Two birds on a camellia branch

Needlepoint pattern

Chart 1 of 4: columns 1 to 70, rows 1 to 70

This page is the dark part of the chart



Two birds on a camellia branch

Needlepoint pattern

This page is the dark part of the chart

Chart 2 of 4: columns 71 to 140, rows 1 to 70; gray squares repeat columns 69 and 70



Two birds on a camellia branch

Needlepoint pattern

Chart 3 of 4: columns 1 to 70, rows 71 to 140; gray squares repeat rows 69 and 70

This page is the dark part of the chart



Two birds on a camellia branch

Needlepoint pattern

This page is the dark part of the chart

Chart 4 of 4: columns 71 to 140, rows 71 to 140; gray squares repeat columns 69 and 70 and rows 69 and 70

