Large three panel screen with cranes

Needlepoint pattern | 200 x 240 stitches | 15.4 x 18.5 in (39.1 x 46.9 cm) on 13 mesh | 24 colors



Thread key, DMC

			stitches	yards	skeins
●	**310**	Black	18,935	180	28
□	**3808**	Ultra Very Dark Turquoise	5,281	51	8
▲	**3865**	Winter White	3,505	34	6
◆	**926**	Medium Gray Green	2,910	28	5
▼	**924**	Very Dark Gray Green	2,049	20	3
★	**500**	Very Dark Blue Green	2,043	20	3
❖	**3815**	Dark Celadon Green	1,469	14	3
X	**928**	Very Light Gray Green	1,431	14	3
O	**3816**	Celadon Green	1,206	12	2
+	**676**	Light Old Gold	1,071	11	2
=	**208**	Very Dark Lavender	1,027	10	2
Z	**729**	Medium Old Gold	883	9	2
A	**321**	Red	840	8	2
V	**209**	Dark Lavender	812	8	2
T	**815**	Medium Garnet	783	8	2
N	**210**	Medium Lavender	775	8	2
S	**3817**	Light Celadon Green	647	7	1
K	**333**	Very Dark Blue Violet	610	6	1
E	**680**	Dark Old Gold	451	5	1
C	**350**	Medium Coral	392	4	1
P	**211**	Light Lavender	360	4	1
U	**840**	Medium Beige Brown	352	4	1
L	**838**	Very Dark Beige Brown	127	2	1
2	**677**	Very Light Old Gold	41	1	1

One chart square is one tent stitch over one canvas intersection.

Cut the canvas at least 19.4 x 22.5 in (49.2 x 57.1 cm) for 13 mesh: the design and 2 in (5.1 cm) of margin on every side.

48,000 stitches in all. Start from the center: a red arrow above the chart marks the center column, and one to the left of it the center row. The arrows are on the pages those lines cross.

The chart is on 7 pages, each cut to what is stitched: bare canvas has no page, and a join falls on plain ground where it can. Pages 2, 3, 7 and 8 are turned on their side, for a part that is wider than it is tall. Where chart pages join, gray squares repeat two rows or columns. The small picture at the top of each chart page shows which part it is.

Thread: six-strand floss, 7 or 8 strands in the needle on 13 mesh (counted at 8), about 83 skeins of 8.7 yd in all. Or pearl cotton size 3, 1 strand, about 42 skeins of 16.4 yd; or tapestry wool, 1 strand, about 64 skeins of 8.7 yd; or Persian wool, 2 strands, about 50 skeins of 8 yd. Wool is numbered differently: match it by eye. Needle: tapestry, size 20.

Yards and skeins are estimates: the thread a stitch takes on the front and back of 13 mesh canvas, plus 30 percent, rounded up for each color (about 468 yards in all, as the thread lies in the needle).

Thread colors are approximate screen matches to DMC numbers. Check against real thread before you buy.

When it is stitched: also have a finisher, or the fabric and cord to make it up yourself. Ask before you stitch the edge: some finishes take extra rows. "Ways to finish needlepoint" is a guide linked from this pattern's page.

For your own stitching, gifts and handmade pieces you sell. Do not resell or share this PDF or copies of it.

Large three panel screen with cranes

Needlepoint pattern

Chart 1 of 7: columns 1 to 100, rows 1 to 74

This page is the dark part of the chart

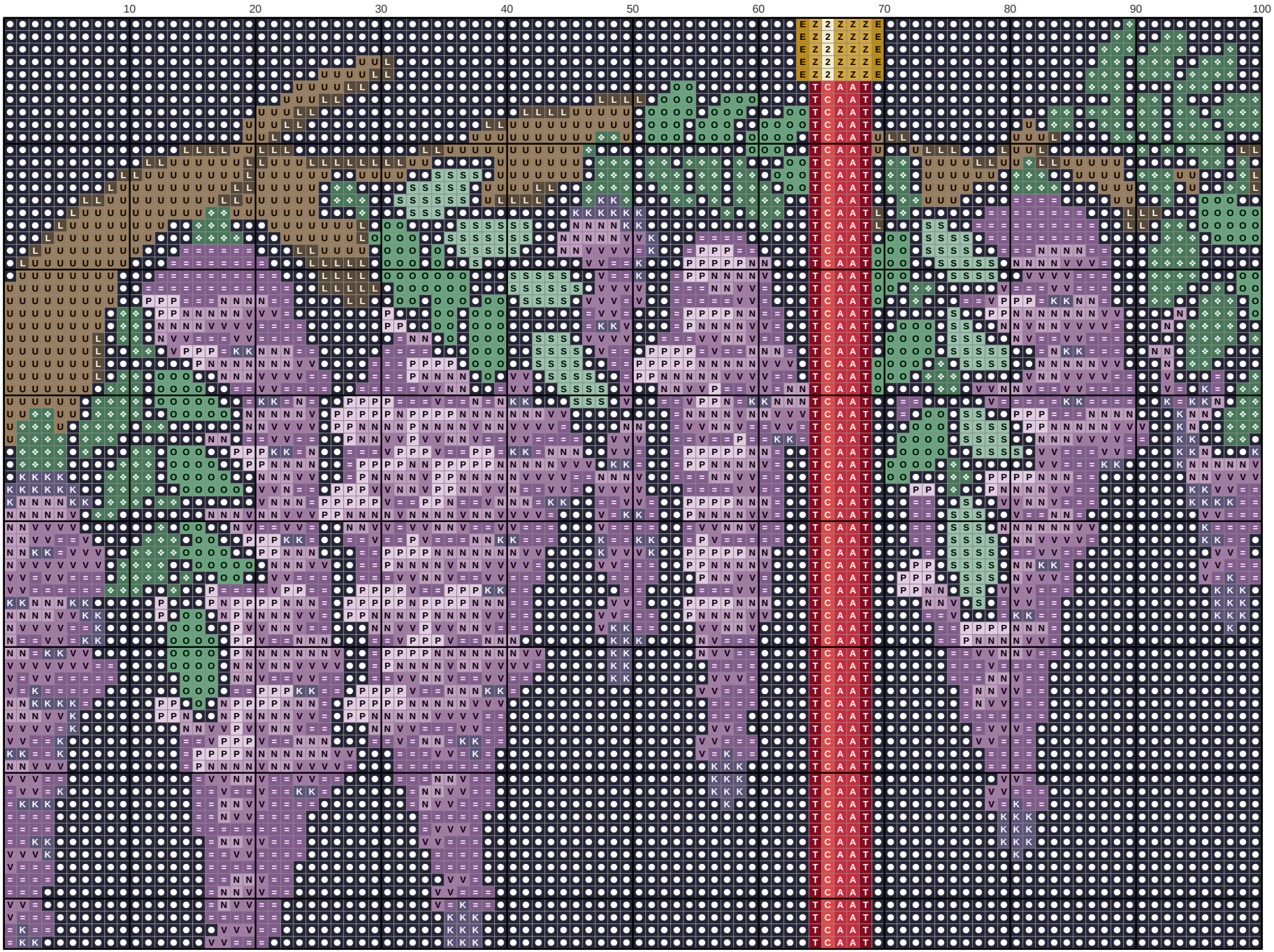

Large three panel screen with cranes

Needlepoint pattern

This page is the dark part of the chart

Chart 2 of 7: columns 101 to 200, rows 1 to 74; gray squares repeat columns 99 and 100

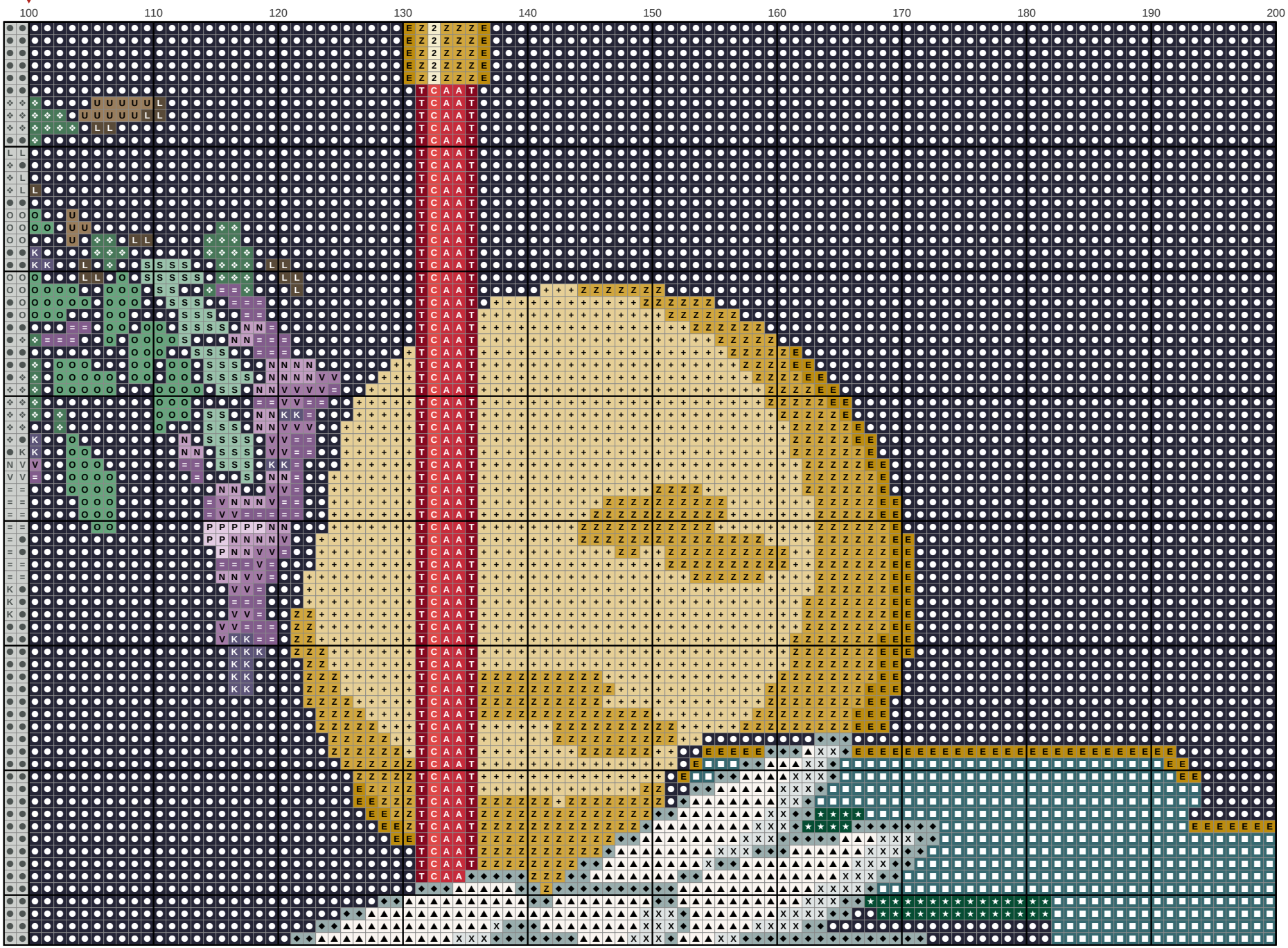

Large three panel screen with cranes

Needlepoint pattern

This page is the dark part of the chart

Chart 3 of 7: columns 1 to 67, rows 75 to 168; gray squares repeat rows 73 and 74



Large three panel screen with cranes

Needlepoint pattern

This page is the dark part of the chart

Chart 4 of 7: columns 68 to 134, rows 75 to 168; gray squares repeat columns 66 and 67 and rows 73 and 74



Large three panel screen with cranes

Needlepoint pattern

This page is the dark part of the chart

Chart 5 of 7: columns 135 to 200, rows 75 to 168; gray squares repeat columns 133 and 134 and rows 73 and 74



Large three panel screen with cranes

Needlepoint pattern

Chart 6 of 7: columns 1 to 100, rows 169 to 240; gray squares repeat rows 167 and 168

This page is the dark part of the chart

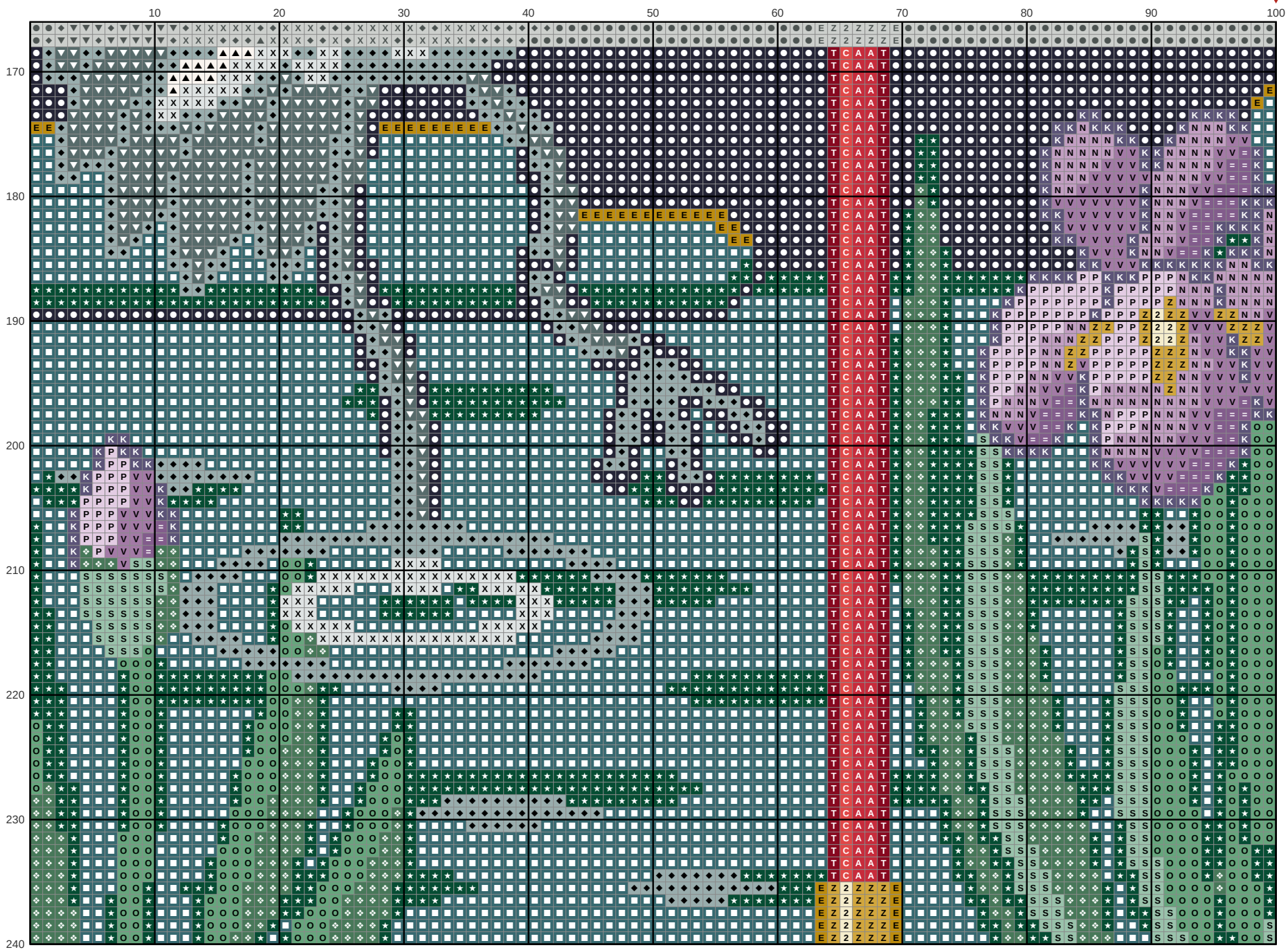

Large three panel screen with cranes

Needlepoint pattern

This page is the dark part of the chart

Chart 7 of 7: columns 101 to 200, rows 169 to 240; gray squares repeat columns 99 and 100 and rows 167 and 168

