Chinese New Year, Year of the Dog

Needlepoint pattern | 90 x 90 stitches | 5 x 5 in (12.7 x 12.7 cm) on 18 mesh | 18 colors



How to stitch it



1. Each square is one tent stitch, up at 1, down at 2. Lines in continental, right to left, the canvas upside down for the next row; wide areas in basketweave.
2. Cut 18 in of thread. Start and end it without a knot left behind.
3. Mark the middle of the canvas. It is the outlined square on page 2, column 45, row 45 (DMC 310): start there. Count threads, not holes.
4. Go on from it: picture first, background last. Gray squares are on two pages: stitch them once.
5. Last, two more rows all round in DMC 321: the opening's edge hides them.

First time? How to needlepoint: flossfield.com/needlepoint/guides/how-to-start/
How to read a chart: flossfield.com/needlepoint/guides/how-to-read-a-chart/

What you need

Canvas: blank mono canvas, 18 mesh (18 threads to the inch), cut 9.5 in square (24.1 cm).

Needle: blunt tapestry, size 22. Also masking tape for the cut edges, and small scissors.

Thread: six-strand floss, 18 colors, about 21 skeins in all (an estimate). Stitch with 4 strands (5 or 6 if canvas shows).

Fit it into a lid: the box or tray, acid-free board and backing. Measure the opening first.
How to fit it into a lid.

Thread list, DMC

			stitches	skeins
●	**321**	Red	2,372	3
■	**3813**	Light Blue Green	1,569	2
▲	**3820**	Dark Straw	1,199	1
◆	**801**	Dark Coffee Brown	395	1
▼	**739**	Ultra Very Light Tan	361	1
★	**3808**	Ultra Very Dark Turquoise	306	1
❖	**815**	Medium Garnet	284	1
X	**3031**	Very Dark Mocha Brown	278	1
H	**738**	Very Light Tan	248	1
+	**350**	Medium Coral	170	1
=	**310**	Black	169	1
Z	**435**	Very Light Brown	150	1
A	**437**	Light Tan	148	1
V	**3733**	Dusty Rose	142	1
T	**3781**	Dark Mocha Brown	139	1
N	**782**	Dark Topaz	110	1
S	**818**	Baby Pink	52	1
K	**3865**	Winter White	8	1

Skeins are estimates, with the two extra rows: the thread a stitch takes on the front and back of 18 mesh canvas, plus 30 percent, rounded up for each color.

Thread colors are approximate screen matches to DMC numbers. Check against real thread before you buy.

For your own stitching, gifts and handmade pieces you sell. Do not resell or share this PDF or copies of it.

Chinese New Year, Year of the Dog

Needlepoint pattern

Columns 1 to 45, rows 1 to 90. Start at the red outline

This page is the dark part of the chart



Key

- **DMC 321** Red
- **DMC 3813** Light Blue Green
- **DMC 3820** Dark Straw
- **DMC 801** Dark Coffee Brown
- **DMC 739** Ultra Very Light Tan
- **DMC 3808** Ultra Very Dark Turquoise
- **DMC 815** Medium Garnet
- **DMC 3031** Very Dark Mocha Brown
- **DMC 738** Very Light Tan
- **DMC 350** Medium Coral
- **DMC 310** Black
- **DMC 435** Very Light Brown
- **DMC 437** Light Tan
- **DMC 3733** Dusty Rose
- **DMC 3781** Dark Mocha Brown
- **DMC 782** Dark Topaz
- **DMC 818** Baby Pink
- **DMC 3865** Winter White

Chinese New Year, Year of the Dog

Needlepoint pattern

Columns 46 to 90, rows 1 to 90. Gray squares: charted already, do not stitch again

This page is the dark part of the chart



Key

- **DMC 321** Red
- **DMC 3813** Light Blue Green
- **DMC 3820** Dark Straw
- **DMC 801** Dark Coffee Brown
- **DMC 739** Ultra Very Light Tan
- **DMC 3808** Ultra Very Dark Turquoise
- **DMC 815** Medium Garnet
- **DMC 3031** Very Dark Mocha Brown
- **DMC 738** Very Light Tan
- **DMC 350** Medium Coral
- **DMC 310** Black
- **DMC 435** Very Light Brown
- **DMC 437** Light Tan
- **DMC 3733** Dusty Rose
- **DMC 3781** Dark Mocha Brown
- **DMC 782** Dark Topaz
- **DMC 818** Baby Pink
- **DMC 3865** Winter White