Frog bean bag in green toile with herons

Needlepoint pattern | 110 x 110 stitches | 8.5 x 8.5 in (21.5 x 21.5 cm) on 13 mesh | 8 colors



How to stitch it



1. Each square is one tent stitch, up at 1, down at 2. Lines in continental, right to left, the canvas upside down for the next row; wide areas in basketweave.
2. Cut 18 in of thread. Start and end it without a knot left behind.
3. Mark the middle of the canvas. It is the outlined square on page 2, column 55, row 55 (DMC 746): start there. Count threads, not holes.
4. Go on from it: picture first, background last. Gray squares are on two pages: stitch them once. Empty squares stay bare.
5. Last, two more rows all round in DMC 500: the seam hides them.

First time? How to needlepoint: flossfield.com/needlepoint/guides/how-to-start/
How to read a chart: flossfield.com/needlepoint/guides/how-to-read-a-chart/

What you need

Canvas: blank mono canvas, 13 mesh (13 threads to the inch), cut 13 in square (33 cm).

Needle: blunt tapestry, size 20. Also masking tape for the cut edges, and small scissors.

Thread: six-strand floss, 8 colors, about 18 skeins in all (an estimate). Stitch with 7 strands (8 if canvas shows).

Make it a bean bag: fabric for the underside, and pellets in a small cotton bag.
How to finish a bean bag.

Thread list

			stitches	skeins of floss
●	**DMC 3816**	Celadon Green	2,406	4
□	**DMC 500**	Very Dark Blue Green	1,822	5
▲	**DMC 746**	Off White	1,107	2
◆	**DMC 3817**	Light Celadon Green	930	2
▼	**DMC 504**	Very Light Blue Green	839	2
★	**DMC 561**	Very Dark Jade	632	1
❖	**DMC 3820**	Dark Straw	214	1
X	**DMC 782**	Dark Topaz	10	1

Skeins are estimates, with the two extra rows: the thread a stitch takes on the front and back of 13 mesh canvas, plus 30 percent, rounded up for each color.

Thread colors are approximate screen matches to DMC numbers. Check against real thread before you buy.

For your own stitching, gifts and handmade pieces you sell. Do not resell or share this PDF or copies of it.

Frog bean bag in green toile with herons

Needlepoint pattern

Columns 3 to 59, rows 6 to 108. Start at the red outline

This page is the dark part of the chart



Key

- **DMC 3816** Celadon Green
- **DMC 500** Very Dark Blue Green
- **DMC 746** Off White
- **DMC 3817** Light Celadon Green
- **DMC 504** Very Light Blue Green
- **DMC 561** Very Dark Jade
- **DMC 3820** Dark Straw
- **DMC 782** Dark Topaz

Frog bean bag in green toile with herons Needlepoint pattern

Columns 60 to 108, rows 6 to 108. Gray squares: charted already, do not stitch again

This page is the dark part of the chart



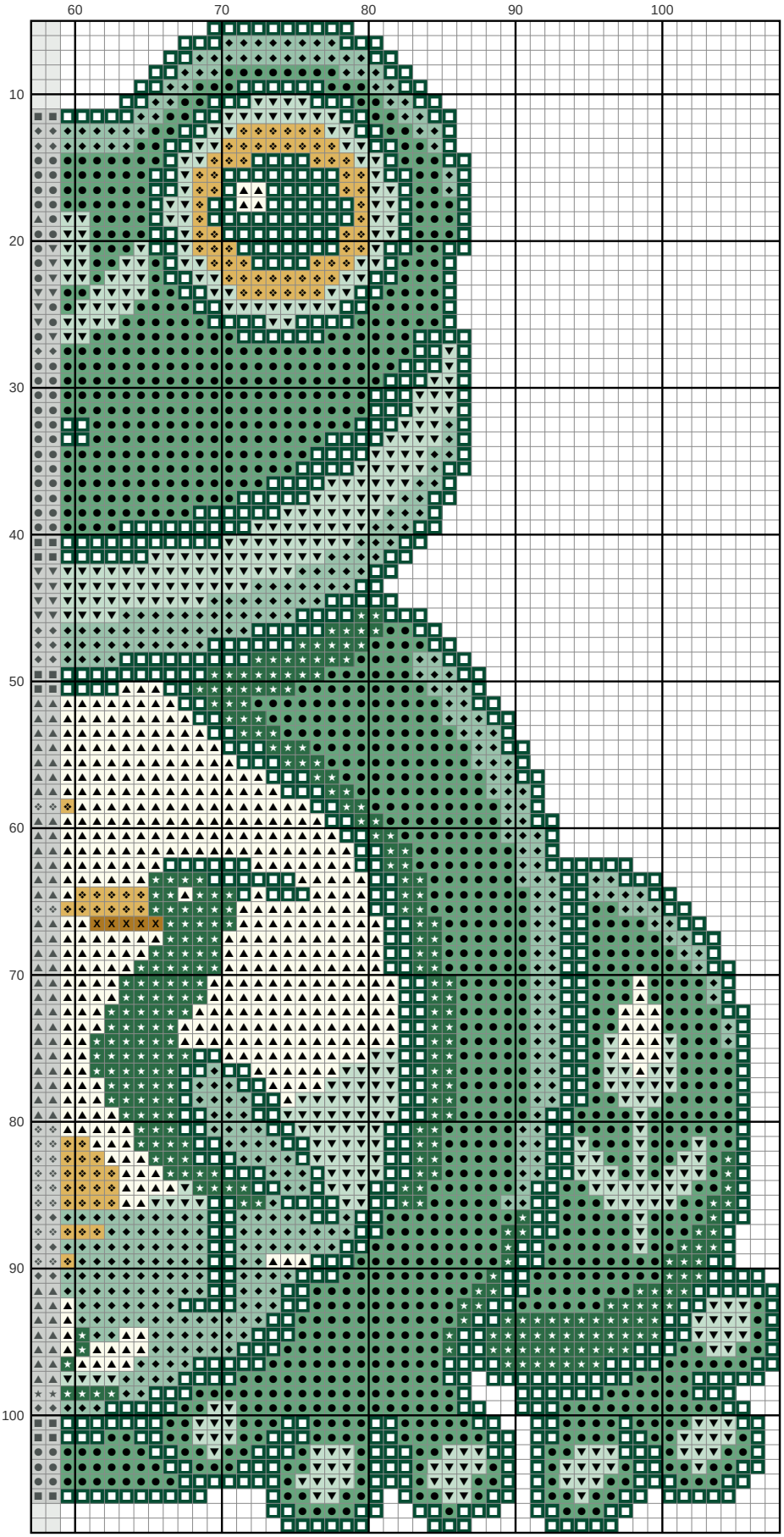

Key

- DMC 3816 Celadon Green
- DMC 500 Very Dark Blue Green
- DMC 746 Off White
- DMC 3817 Light Celadon Green
- DMC 504 Very Light Blue Green
- DMC 561 Very Dark Jade
- DMC 3820 Dark Straw
- DMC 782 Dark Topaz