Handpainted style mule loafers, cranes

Needlepoint pattern | 216 x 110 stitches | all pieces 12 x 6.1 in (30.5 x 15.5 cm) on 18 mesh | 18 colors

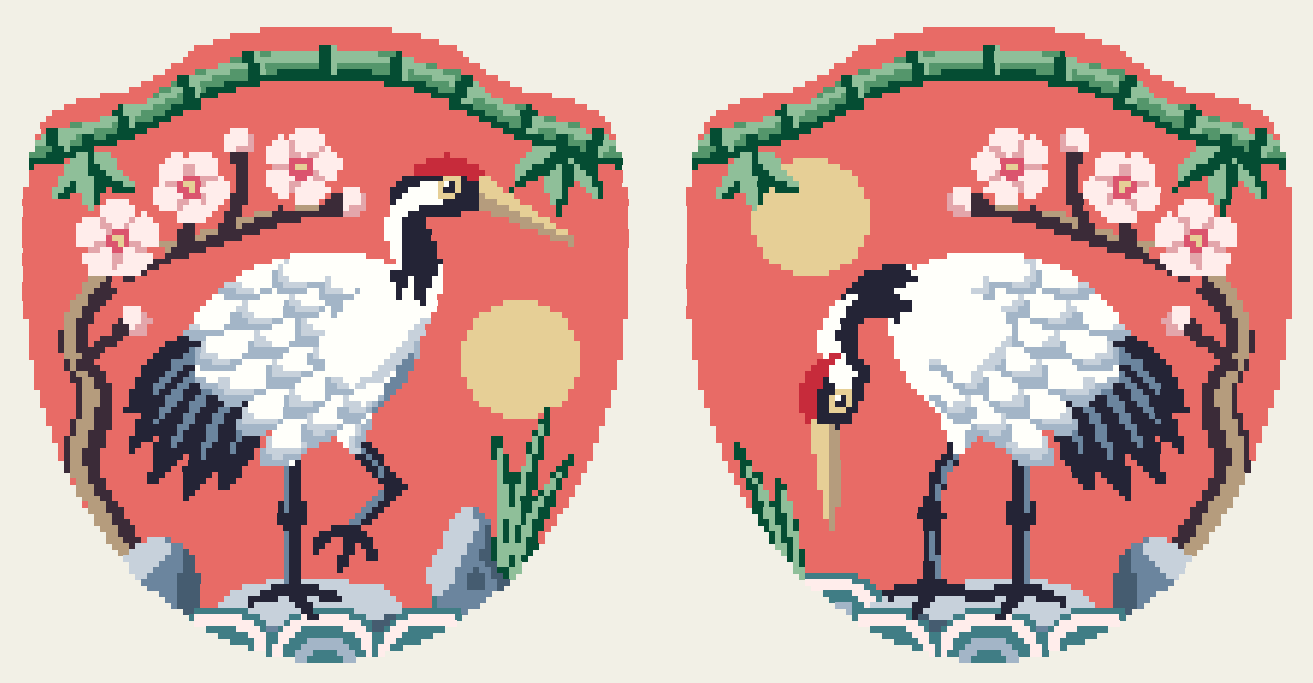

Thread key, DMC

			stitches	yards	skeins
●	**351**	Coral	8,546	59	7
■	**BLANC**	White	1,377	10	2
▲	**310**	Black	1,161	8	1
◆	**819**	Light Baby Pink	861	6	1
▼	**500**	Very Dark Blue Green	782	6	1
★	**676**	Light Old Gold	708	5	1
❖	**563**	Light Jade	644	5	1
X	**3752**	Very Light Antique Blue	643	5	1
O	**3371**	Black Brown	555	4	1
+	**932**	Light Antique Blue	510	4	1
=	**931**	Medium Antique Blue	375	3	1
Z	**841**	Light Beige Brown	338	3	1
A	**3809**	Very Dark Turquoise	296	3	1
V	**562**	Medium Jade	270	2	1
T	**3354**	Light Dusty Rose	144	1	1
N	**930**	Dark Antique Blue	105	1	1
S	**321**	Red	67	1	1
K	**3832**	Medium Raspberry	66	1	1

One chart square is one tent stitch over one canvas intersection.

Cut the canvas at least 16 x 10.1 in (40.6 x 25.7 cm) for 18 mesh: the design and 2 in (5.1 cm) of margin on every side.

17,448 stitches in all, in 2 pieces: the left 104 x 110, the right 104 x 110. Leave bare canvas between the pieces, as charted, and start each from its own center.

The chart is printed in 5 parts of equal size, one under the other, on 4 pages. Where the parts join, gray squares repeat two rows or columns.

Thread: six-strand floss, 4 to 6 strands in the needle on 18 mesh (counted at 6), about 25 skeins of 8.7 yd in all. Or pearl cotton size 5, 1 strand, about 20 skeins of 27.3 yd; or Persian wool, 1 strand, about 20 skeins of 8 yd. Wool is numbered differently: match it by eye. Needle: tapestry, size 22.

Yards and skeins are estimates: the thread a stitch takes on the front and back of 18 mesh canvas, plus 30 percent, rounded up for each color (about 127 yards in all, as the thread lies in the needle).

Thread colors are approximate screen matches to DMC numbers. Check against real thread before you buy.

When it is stitched: also have a finisher, or the fabric and cord to make it up yourself. Ask before you stitch the edge: some finishes take extra rows. "Ways to finish needlepoint" is a guide linked from this pattern's page.

For your own stitching, gifts and handmade pieces you sell. Do not resell or share this PDF or copies of it.

Handpainted style mule loafers, cranes

Needlepoint pattern

This page is the dark part of the chart



Chart 1 of 5: columns 2 to 73, rows 3 to 79



Key

- ● **DMC 351** Coral
- ■ **DMC BLANC** White
- ▲ **DMC 310** Black
- ◆ **DMC 819** Light Baby Pink
- ▼ **DMC 500** Very Dark Blue Green
- ★ **DMC 676** Light Old Gold
- ❖ **DMC 563** Light Jade
- X **DMC 3752** Very Light Antique Blue
- O **DMC 3371** Black Brown
- \+ **DMC 932** Light Antique Blue
- = **DMC 931** Medium Antique Blue
- Z **DMC 841** Light Beige Brown
- V **DMC 562** Medium Jade
- T **DMC 3354** Light Dusty Rose
- S **DMC 321** Red
- K **DMC 3832** Medium Raspberry

Handpainted style mule loafers, cranes

Needlepoint pattern

This page is the dark part of the chart



Chart 2 of 5: columns 74 to 144, rows 3 to 79; gray squares repeat columns 72 and 73

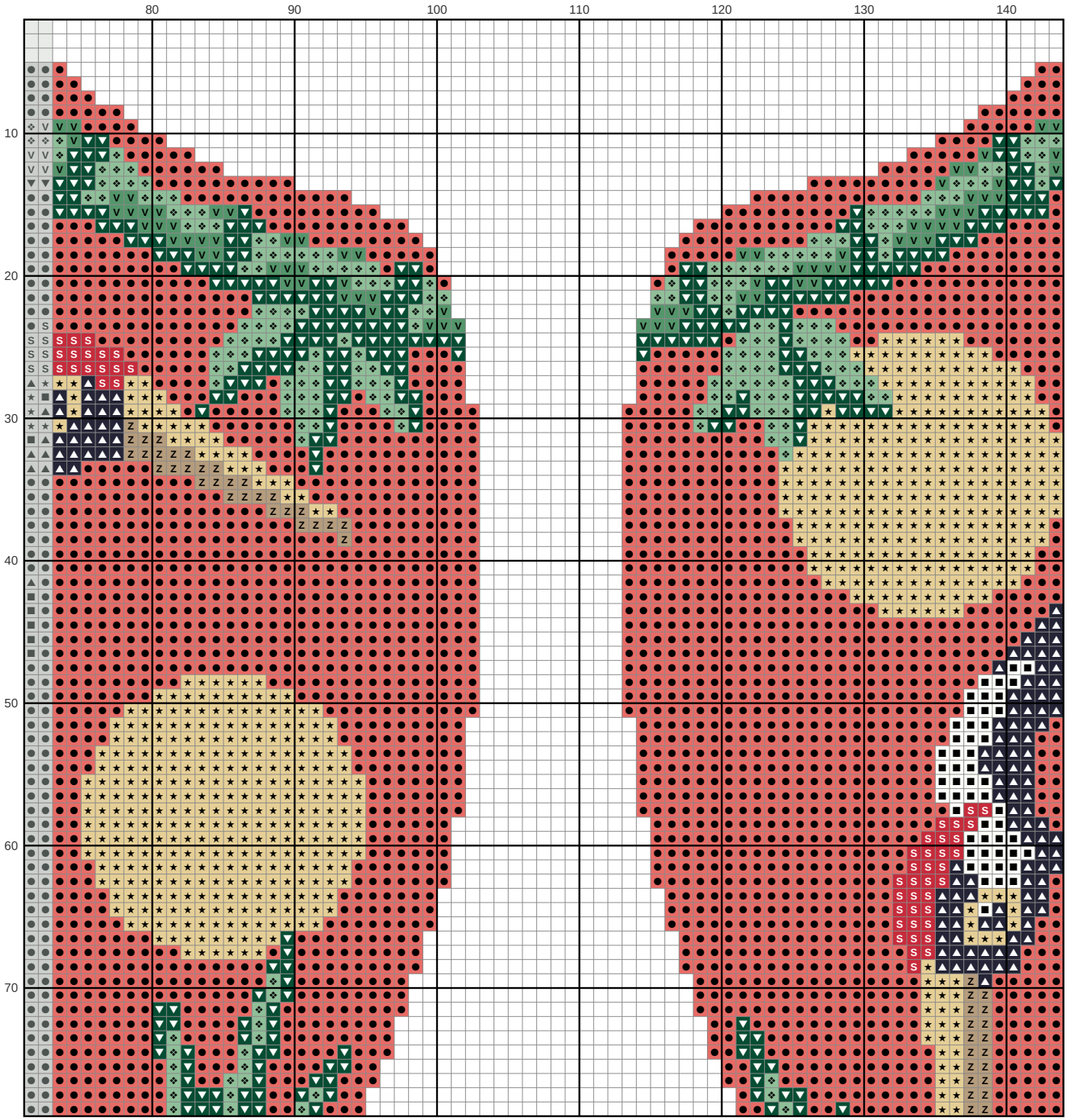

Key

- **DMC 351** Coral
- **DMC BLANC** White
- **DMC 310** Black
- **DMC 500** Very Dark Blue Green
- **DMC 676** Light Old Gold
- **DMC 563** Light Jade
- **DMC 841** Light Beige Brown
- **DMC 562** Medium Jade
- **DMC 321** Red

Handpainted style mule loafers, cranes

Needlepoint pattern

This page is the dark part of the chart



Chart 3 of 5: columns 145 to 215, rows 3 to 79; gray squares repeat columns 143 and 144



Key

- ● **DMC 351** Coral
- ■ **DMC BLANC** White
- ▲ **DMC 310** Black
- ◆ **DMC 819** Light Baby Pink
- ▼ **DMC 500** Very Dark Blue Green
- ★ **DMC 676** Light Old Gold
- ❖ **DMC 563** Light Jade
- X **DMC 3752** Very Light Antique Blue
- O **DMC 3371** Black Brown
- \+ **DMC 932** Light Antique Blue
- = **DMC 931** Medium Antique Blue
- Z **DMC 841** Light Beige Brown
- V **DMC 562** Medium Jade
- T **DMC 3354** Light Dusty Rose
- K **DMC 3832** Medium Raspberry

Handpainted style mule loafers, cranes

Needlepoint pattern

This page is the dark part of the chart



Chart 4 of 5: columns 11 to 108, rows 80 to 109; gray squares repeat rows 78 and 79



Chart 5 of 5: columns 109 to 206, rows 80 to 109; gray squares repeat columns 107 and 108 and rows 78 and 79

