Lacquer box top, gold cranes on black

Needlepoint pattern | 90 x 126 stitches | 5 x 7 in (12.7 x 17.8 cm) on 18 mesh | 18 colors



How to stitch it



1. Each square is one tent stitch, up at 1, down at 2. Lines in continental, right to left, the canvas upside down for the next row; wide areas in basketweave.
2. Cut 18 in of thread. Start and end it without a knot left behind.
3. Mark the middle of the canvas. It is the outlined square on page 2, column 45, row 63 (DMC 310): start there. Count threads, not holes.
4. Go on from it: picture first, background last. Gray squares are on two pages: stitch them once.
5. Last, two more rows all round in DMC 817: the opening's edge hides them.

First time? How to needlepoint: flossfield.com/needlepoint/guides/how-to-start/
How to read a chart: flossfield.com/needlepoint/guides/how-to-read-a-chart/

What you need

Canvas: blank mono canvas, 18 mesh (18 threads to the inch), cut 9.5 in wide x 11.5 in high (24.1 x 29.2 cm).

Needle: blunt tapestry, size 22. Also masking tape for the cut edges, and small scissors.

Thread: six-strand floss, 18 colors, about 21 skeins in all (an estimate). Stitch with 4 strands (5 or 6 if canvas shows).

Fit it into a lid: the box or tray, acid-free board and backing. Measure the opening first.
How to fit it into a lid.

Thread list, DMC

			stitches	skeins
●	**310**	Black	3,290	3
■	**782**	Dark Topaz	881	1
▲	**817**	Very Dark Coral Red	848	2
◆	**606**	Bright Orange-Red	843	1
▼	**3820**	Dark Straw	821	1
★	**898**	Very Dark Coffee Brown	761	1
❖	**938**	Ultra Dark Coffee Brown	679	1
X	**729**	Medium Old Gold	525	1
H	**3371**	Black Brown	499	1
+	**3822**	Light Straw	491	1
=	**712**	Cream	433	1
Z	**780**	Ultra Very Dark Topaz	429	1
A	**677**	Very Light Old Gold	303	1
V	**801**	Dark Coffee Brown	144	1
T	**936**	Very Dark Avocado Green	135	1
N	**434**	Light Brown	95	1
S	**730**	Very Dark Olive Green	90	1
K	**733**	Medium Olive Green	73	1

Skeins are estimates, with the two extra rows: the thread a stitch takes on the front and back of 18 mesh canvas, plus 30 percent, rounded up for each color.

Thread colors are approximate screen matches to DMC numbers. Check against real thread before you buy.

For your own stitching, gifts and handmade pieces you sell. Do not resell or share this PDF or copies of it.

Lacquer box top, gold cranes on black

Needlepoint pattern

Columns 1 to 90, rows 1 to 67. Start at the red outline

This page is the dark part of the chart



Key

- **DMC 310** Black
- **DMC 782** Dark Topaz
- **DMC 817** Very Dark Coral Red
- **DMC 606** Bright Orange-Red
- **DMC 3820** Dark Straw
- **DMC 898** Very Dark Coffee Brown
- **DMC 938** Ultra Dark Coffee Brown
- **DMC 729** Medium Old Gold
- **DMC 3371** Black Brown
- **DMC 3822** Light Straw
- **DMC 780** Ultra Very Dark Topaz
- **DMC 677** Very Light Old Gold
- **DMC 801** Dark Coffee Brown
- **DMC 936** Very Dark Avocado Green
- **DMC 434** Light Brown
- **DMC 730** Very Dark Olive Green
- **DMC 733** Medium Olive Green

Lacquer box top, gold cranes on black

Needlepoint pattern

Columns 1 to 90, rows 68 to 126. Gray squares: charted already, do not stitch again

This page is the dark part of the chart



Key

- **DMC 310** Black
- **DMC 782** Dark Topaz
- **DMC 817** Very Dark Coral Red
- **DMC 606** Bright Orange-Red
- **DMC 3820** Dark Straw
- **DMC 898** Very Dark Coffee Brown
- **DMC 938** Ultra Dark Coffee Brown
- **DMC 729** Medium Old Gold
- **DMC 3371** Black Brown
- **DMC 3822** Light Straw
- **DMC 712** Cream
- **DMC 780** Ultra Very Dark Topaz
- **DMC 677** Very Light Old Gold
- **DMC 801** Dark Coffee Brown