Petit point bird pillow, chinoiserie

Needlepoint pattern | 156 x 156 stitches | 12 x 12 in (30.5 x 30.5 cm) on 13 mesh | 24 colors



Thread key, DMC

			stitches	yards	skeins
●	**3817**	Light Celadon Green	9,170	87	14
■	**502**	Blue Green	3,903	37	6
▲	**839**	Dark Beige Brown	1,670	16	3
◆	**939**	Very Dark Navy Blue	992	10	2
▼	**739**	Ultra Very Light Tan	974	10	2
★	**312**	Very Dark Baby Blue	951	10	2
❖	**336**	Navy Blue	890	9	2
X	**322**	Dark Baby Blue	854	9	2
O	**3865**	Winter White	803	8	2
+	**3864**	Light Mocha Beige	801	8	2
=	**420**	Dark Hazelnut Brown	642	7	1
Z	**841**	Light Beige Brown	344	4	1
A	**3031**	Very Dark Mocha Brown	311	3	1
V	**225**	Ultra Very Light Shell Pink	310	3	1
T	**501**	Dark Blue Green	294	3	1
N	**470**	Light Avocado Green	251	3	1
S	**3755**	Baby Blue	224	3	1
K	**224**	Very Light Shell Pink	215	3	1
E	**3722**	Medium Shell Pink	206	2	1
C	**350**	Medium Coral	122	2	1
P	**3820**	Dark Straw	121	2	1
U	**352**	Light Coral	110	2	1
L	**472**	Ultra Light Avocado Green	95	1	1
2	**347**	Very Dark Salmon	83	1	1

One chart square is one tent stitch over one canvas intersection.

Cut the canvas at least 16 x 16 in (40.6 x 40.6 cm) for 13 mesh: the design and 2 in (5.1 cm) of margin on every side.

24,336 stitches in all. Start from the center: a red arrow above the chart marks the center column, and one to the left of it the center row. The arrows are on the pages those lines cross.

The chart is on 5 pages, each cut to what is stitched: bare canvas has no page, and a join falls on plain ground where it can. Pages 2 and 3 are turned on their side, for a part that is wider than it is tall. Where chart pages join, gray squares repeat two rows or columns. The small picture at the top of each chart page shows which part it is.

Thread: six-strand floss, 7 or 8 strands in the needle on 13 mesh (counted at 8), about 51 skeins of 8.7 yd in all. Or pearl cotton size 3, 1 strand, about 31 skeins of 16.4 yd; or tapestry wool, 1 strand, about 41 skeins of 8.7 yd; or Persian wool, 2 strands, about 35 skeins of 8 yd. Wool is numbered differently: match it by eye. Needle: tapestry, size 20.

Yards and skeins are estimates: the thread a stitch takes on the front and back of 13 mesh canvas, plus 30 percent, rounded up for each color (about 243 yards in all, as the thread lies in the needle).

Thread colors are approximate screen matches to DMC numbers. Check against real thread before you buy.

Make it a pillow: also have backing fabric, an insert the size of the stitching or an inch larger, and cord or piping for the edge. The seam takes the last two rows: stitch two extra rows all round, or keep the edge plain. "How to finish a pillow" is a guide linked from this pattern's page.

For your own stitching, gifts and handmade pieces you sell. Do not resell or share this PDF or copies of it.

Petit point bird pillow, chinoiserie

Needlepoint pattern

Chart 1 of 5: columns 1 to 78, rows 1 to 64

This page is the dark part of the chart



Key

- ● **DMC 3817** Light Celadon Green
- ■ **DMC 502** Blue Green
- ▲ **DMC 839** Dark Beige Brown
- ◆ **DMC 939** Very Dark Navy Blue
- ▼ **DMC 739** Ultra Very Light Tan
- ★ **DMC 312** Very Dark Baby Blue
- ❖ **DMC 336** Navy Blue
- X **DMC 322** Dark Baby Blue
- O **DMC 3865** Winter White
- \+ **DMC 3864** Light Mocha Beige
- = **DMC 420** Dark Hazelnut Brown
- S **DMC 3755** Baby Blue
- P **DMC 3820** Dark Straw
- U **DMC 352** Light Coral

Petit point bird pillow, chinoiserie

Needlepoint pattern

Chart 2 of 5: columns 79 to 156, rows 1 to 64; gray squares repeat columns 77 and 78

This page is the dark part of the chart



Key

- DMC 3817 Light Celadon Green
- DMC 502 Blue Green
- DMC 839 Dark Beige Brown
- DMC 939 Very Dark Navy Blue
- DMC 739 Ultra Very Light Tan
- DMC 312 Very Dark Baby Blue
- DMC 336 Navy Blue
- DMC 322 Dark Baby Blue
- DMC 3865 Winter White
- DMC 3864 Light Mocha Beige
- DMC 420 Dark Hazelnut Brown
- DMC 841 Light Beige Brown
- DMC 225 Ultra Very Light Shell Pink
- DMC 501 Dark Blue Green
- DMC 470 Light Avocado Green
- DMC 3755 Baby Blue
- DMC 224 Very Light Shell Pink
- DMC 3722 Medium Shell Pink
- DMC 3820 Dark Straw

Petit point bird pillow, chinoiserie

Needlepoint pattern

Chart 3 of 5: columns 1 to 52, rows 65 to 156; gray squares repeat rows 63 and 64

This page is the dark part of the chart



Key

- ● DMC 3817
- ■ DMC 502 Blue Green
- ▲ DMC 839
- ◆ DMC 939
- ▼ DMC 739
- ★ DMC 312
- ❖ DMC 336 Navy Blue
- X DMC 322
- O DMC 3865
- \+ DMC 3864
- = DMC 420
- Z DMC 841
- A DMC 3031
- V DMC 225
- T DMC 501
- N DMC 470
- S DMC 3755 Baby Blue
- K DMC 224
- E DMC 3722
- C DMC 350
- P DMC 3820 Dark Straw
- U DMC 352 Light Coral
- L DMC 472
- 2 DMC 347

Petit point bird pillow, chinoiserie

Needlepoint pattern

This page is the dark part of the chart

Chart 4 of 5: columns 53 to 104, rows 65 to 156; gray squares repeat columns 51 and 52 and rows 63 and 64



Key

- ● DMC 3817
- ■ DMC 502
- ▲ DMC 839
- ◆ DMC 939
- ▼ DMC 739
- ★ DMC 312
- ❖ DMC 336
- X DMC 322
- O DMC 3865
- \+ DMC 3864
- = DMC 420
- Z DMC 841
- A DMC 3031
- V DMC 225
- T DMC 501
- N DMC 470
- S DMC 3755
- C DMC 350
- P DMC 3820
- U DMC 352
- L DMC 472
- 2 DMC 347

Petit point bird pillow, chinoiserie

Needlepoint pattern

This page is the dark part of the chart

Chart 5 of 5: columns 105 to 156, rows 65 to 156; gray squares repeat columns 103 and 104 and rows 63 and 64



Key

- ● DMC 3817
- ■ DMC 502
- ▲ DMC 839
- ◆ DMC 939
- ▼ DMC 739
- ★ DMC 312
- X DMC 322
- O DMC 3865
- \+ DMC 3864
- = DMC 420
- Z DMC 841
- A DMC 3031
- V DMC 225
- T DMC 501
- N DMC 470
- S DMC 3755
- K DMC 224
- E DMC 3722
- C DMC 350
- P DMC 3820
- U DMC 352
- L DMC 472
- 2 DMC 347