Mah jong wallet with a crane tile

Needlepoint pattern | 152 x 86 stitches | 8.4 x 4.8 in (21.4 x 12.1 cm) on 18 mesh | 18 colors



How to stitch it



1. Each square is one tent stitch, up at 1, down at 2. Lines in continental, right to left, the canvas upside down for the next row; wide areas in basketweave.
2. Cut 18 in of thread. Start and end it without a knot left behind.
3. Mark the middle of the canvas. It is the outlined square on page 2, column 76, row 43 (DMC 562): start there. Count threads, not holes.
4. Go on from it: picture first, background last. Gray squares are on two pages: stitch them once.
5. When it is done, block it square.

First time? How to needlepoint: flossfield.com/needlepoint/guides/how-to-start/
How to read a chart: flossfield.com/needlepoint/guides/how-to-read-a-chart/

What you need

Canvas: blank mono canvas, 18 mesh (18 threads to the inch), cut 12.5 in wide x 9 in high (31.8 x 22.9 cm).

Needle: blunt tapestry, size 22. Also masking tape for the cut edges, and small scissors.

Thread: six-strand floss, 18 colors, about 22 skeins in all (an estimate). Stitch with 4 strands (5 or 6 if canvas shows).

Make it a wallet: a wallet or clutch with a window this size, or a lining and a closure to sew it up. Measure the window before you stitch. If the piece is small for it, stitch two extra rows all round, carrying the colors of the edge on. How to press needlepoint into a wallet.

Thread list, DMC

			stitches	skeins
●	562	Medium Jade	3,877	4
■	712	Cream	1,709	2
▲	561	Very Dark Jade	1,113	1
◆	500	Very Dark Blue Green	1,035	1
▼	730	Very Dark Olive Green	980	1
★	351	Coral	852	1
❖	733	Medium Olive Green	679	1
X	472	Ultra Light Avocado Green	526	1
H	936	Very Dark Avocado Green	445	1
+	677	Very Light Old Gold	425	1
=	310	Black	411	1
Z	3047	Light Yellow Beige	301	1
A	BLANC	White	288	1
V	832	Golden Olive	231	1
T	931	Medium Antique Blue	111	1
N	3752	Very Light Antique Blue	57	1
S	666	Bright Red	22	1
K	725	Medium Light Topaz	10	1

Skeins are estimates: the thread a stitch takes on the front and back of 18 mesh canvas, plus 30 percent, rounded up for each color.
Thread colors are approximate screen matches to DMC numbers. Check against real thread before you buy.
For your own stitching, gifts and handmade pieces you sell. Do not resell or share this PDF or copies of it.

Mah jong wallet with a crane tile

Needlepoint pattern

Columns 1 to 76, rows 1 to 86. Start at the red outline

This page is the dark part of the chart

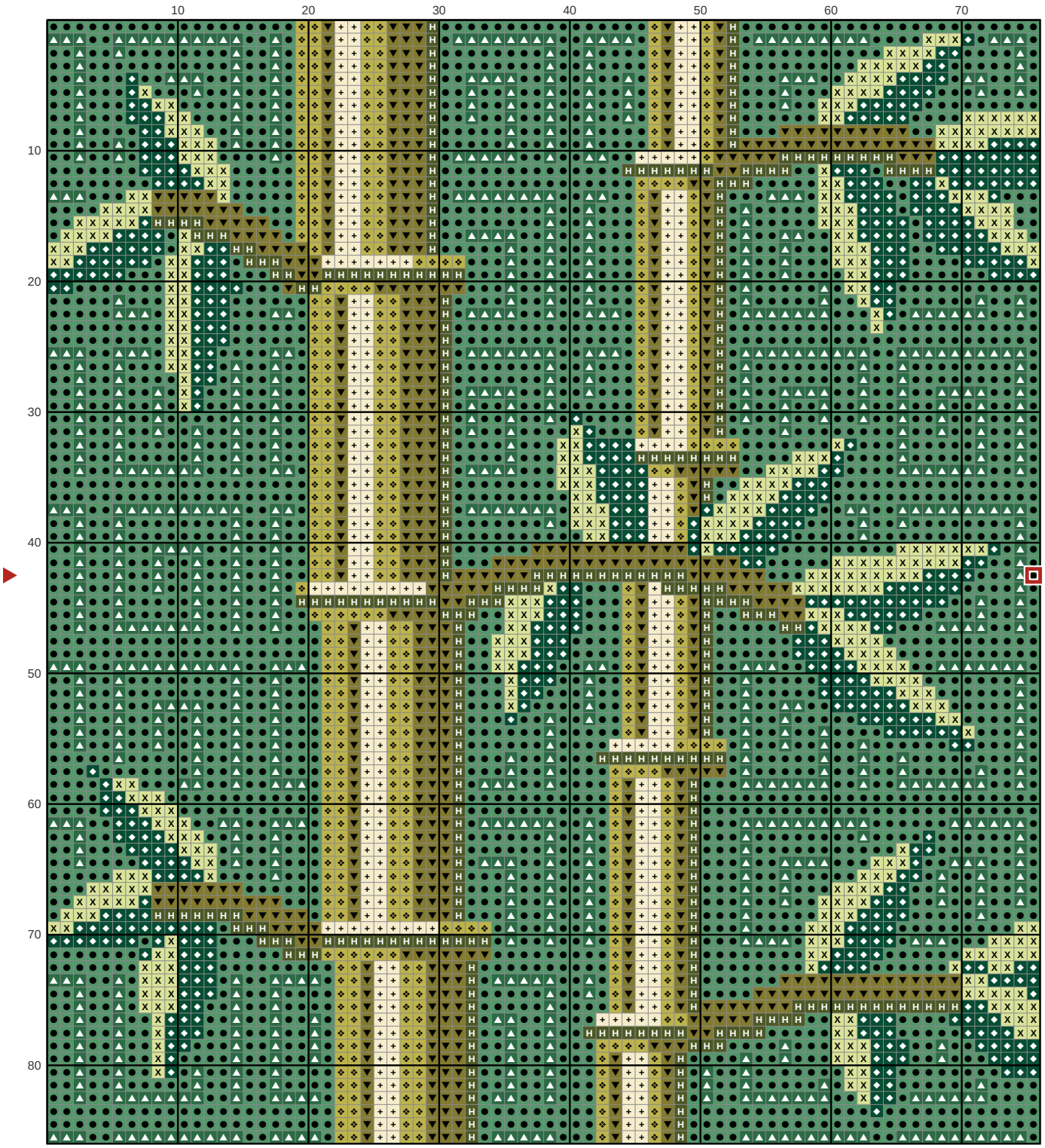

Key

- ● **DMC 562** Medium Jade
- ▲ **DMC 561** Very Dark Jade
- ◆ **DMC 500** Very Dark Blue Green
- ▼ **DMC 730** Very Dark Olive Green
- ❖ **DMC 733** Medium Olive Green
- X **DMC 472** Ultra Light Avocado Green
- H **DMC 936** Very Dark Avocado Green
- \+ **DMC 677** Very Light Old Gold

Mah jong wallet with a crane tile Needlepoint pattern

Columns 77 to 152, rows 1 to 86. Gray squares: charted already, do not stitch again

This page is the dark part of the chart

