Vintage bird purse, parakeet on a ring

Needlepoint pattern | 126 x 72 stitches | 7 x 4 in (17.8 x 10.2 cm) on 18 mesh | 18 colors



How to stitch it



1. Each square is one tent stitch, up at 1, down at 2. Lines in continental, right to left, the canvas upside down for the next row; wide areas in basketweave.
2. Cut 18 in of thread. Start and end it without a knot left behind.
3. Mark the middle of the canvas. It is the outlined square on page 2, column 63, row 36 (DMC 815): start there. Count threads, not holes.
4. Go on from it: picture first, background last. Gray squares are on two pages: stitch them once.
5. When it is done, block it square.

First time? How to needlepoint: flossfield.com/needlepoint/guides/how-to-start/
How to read a chart: flossfield.com/needlepoint/guides/how-to-read-a-chart/

What you need

Canvas: blank mono canvas, 18 mesh (18 threads to the inch), cut 11 in wide x 8 in high (27.9 x 20.3 cm).

Needle: blunt tapestry, size 22. Also masking tape for the cut edges, and small scissors.

Thread: six-strand floss, 18 colors, about 21 skeins in all (an estimate). Stitch with 4 strands (5 or 6 if canvas shows).

Make it a clutch: a clutch or wallet with an opening this size, or a lining and a closure to sew it up. Measure the opening before you stitch. If the piece is small for it, stitch two extra rows all round, carrying the colors of the edge on. How to finish a purse or clutch.

Thread list, DMC

			stitches	skeins
●	3340	Medium Apricot	3,970	4
■	351	Coral	791	1
▲	815	Medium Garnet	685	1
◆	782	Dark Topaz	476	1
▼	890	Ultra Dark Pistachio Green	444	1
★	3821	Straw	408	1
❖	3865	Winter White	402	1
X	3371	Black Brown	368	1
H	704	Bright Chartreuse	291	1
+	702	Kelly Green	233	1
=	224	Very Light Shell Pink	211	1
Z	3849	Light Teal Green	184	1
A	15	Apple Green	166	1
V	700	Bright Green	134	1
T	3847	Dark Teal Green	126	1
N	602	Medium Cranberry	122	1
S	666	Bright Red	33	1
K	964	Light Seagreen	28	1

Skeins are estimates: the thread a stitch takes on the front and back of 18 mesh canvas, plus 30 percent, rounded up for each color.
Thread colors are approximate screen matches to DMC numbers. Check against real thread before you buy.
For your own stitching, gifts and handmade pieces you sell. Do not resell or share this PDF or copies of it.

Vintage bird purse, parakeet on a ring

Needlepoint pattern

Columns 1 to 67, rows 1 to 72. Start at the red outline

This page is the dark part of the chart



Key

- ● **DMC 3340** Medium Apricot
- ■ **DMC 351** Coral
- ▲ **DMC 815** Medium Garnet
- ◆ **DMC 782** Dark Topaz
- ▼ **DMC 890** Ultra Dark Pistachio Green
- ★ **DMC 3821** Straw
- ❖ **DMC 3865** Winter White
- X **DMC 3371** Black Brown
- H **DMC 704** Bright Chartreuse
- \+ **DMC 702** Kelly Green
- = **DMC 224** Very Light Shell Pink
- Z **DMC 3849** Light Teal Green
- A **DMC 15** Apple Green
- V **DMC 700** Bright Green
- T **DMC 3847** Dark Teal Green
- N **DMC 602** Medium Cranberry
- S **DMC 666** Bright Red
- K **DMC 964** Light Seagreen

Vintage bird purse, parakeet on a ring

Needlepoint pattern

Columns 68 to 126, rows 1 to 72. Gray squares: charted already, do not stitch again

This page is the dark part of the chart



Key

- ● **DMC 3340** Medium Apricot
- ■ **DMC 351** Coral
- ▲ **DMC 815** Medium Garnet
- ◆ **DMC 782** Dark Topaz
- ▼ **DMC 890** Ultra Dark Pistachio Green
- ★ **DMC 3821** Straw
- ❖ **DMC 3865** Winter White
- X **DMC 3371** Black Brown
- H **DMC 704** Bright Chartreuse
- \+ **DMC 702** Kelly Green
- = **DMC 224** Very Light Shell Pink
- Z **DMC 3849** Light Teal Green
- V **DMC 700** Bright Green
- T **DMC 3847** Dark Teal Green
- N **DMC 602** Medium Cranberry