3D peacock with fanned feathers

Needlepoint pattern | 262 x 156 stitches | all pieces 14.6 x 8.7 in (37 x 22 cm) on 18 mesh | 23 colors



Thread key

			stitches				stitches
●	**DMC 500**	Very Dark Blue Green	4,508	A	**DMC 3326**	Light Rose	794
■	**DMC 703**	Chartreuse	3,541	V	**DMC 3350**	Ultra Dark Dusty Rose	709
▲	**DMC 699**	Green	1,571	T	**DMC 3843**	Electric Blue	529
◆	**DMC 839**	Dark Beige Brown	1,365	N	**DMC 3844**	Dark Bright Turquoise	514
▼	**DMC 3822**	Light Straw	1,329	S	**DMC 783**	Medium Topaz	503
★	**DMC 841**	Light Beige Brown	1,211	K	**DMC 939**	Very Dark Navy Blue	444
❖	**DMC 921**	Copper	1,046	E	**DMC 797**	Royal Blue	367
X	**DMC 918**	Dark Red Copper	1,037	C	**DMC 335**	Rose	348
O	**DMC 701**	Light Green	1,033	P	**DMC 818**	Baby Pink	296
+	**DMC 3853**	Dark Autumn Gold	973	U	**DMC 3846**	Light Bright Turquoise	220
=	**DMC 3820**	Dark Straw	802	L	**DMC B5200**	Snow White	50
Z	**DMC 3865**	Winter White	796				

One chart square is one tent stitch over one canvas intersection.

Cut the canvas at least 18.6 x 12.7 in (47.1 x 32.2 cm) for 18 mesh: the design and 2 in (5.1 cm) of margin on every side.

23,986 stitches in all, in 3 pieces: the front 127 x 122, the back 127 x 122, the base 68 x 26. Leave bare canvas between the pieces, as charted, and start each from its own center.

The chart is on 6 pages, each cut to what is stitched: bare canvas has no page, and a join falls on plain ground where it can. Pages 6 and 7 are turned on their side, for a part that is wider than it is tall. Where chart pages join, gray squares repeat two rows or columns. The small picture at the top of each chart page shows which part it is.

Thread colors are approximate screen matches to DMC numbers. Check against real thread before you buy.

For your own stitching, gifts and handmade pieces you sell. Do not resell or share this PDF.

3D peacock with fanned feathers Needlepoint pattern

This page is the dark part of the chart

Chart 1 of 6: columns 3 to 67, rows 6 to 113

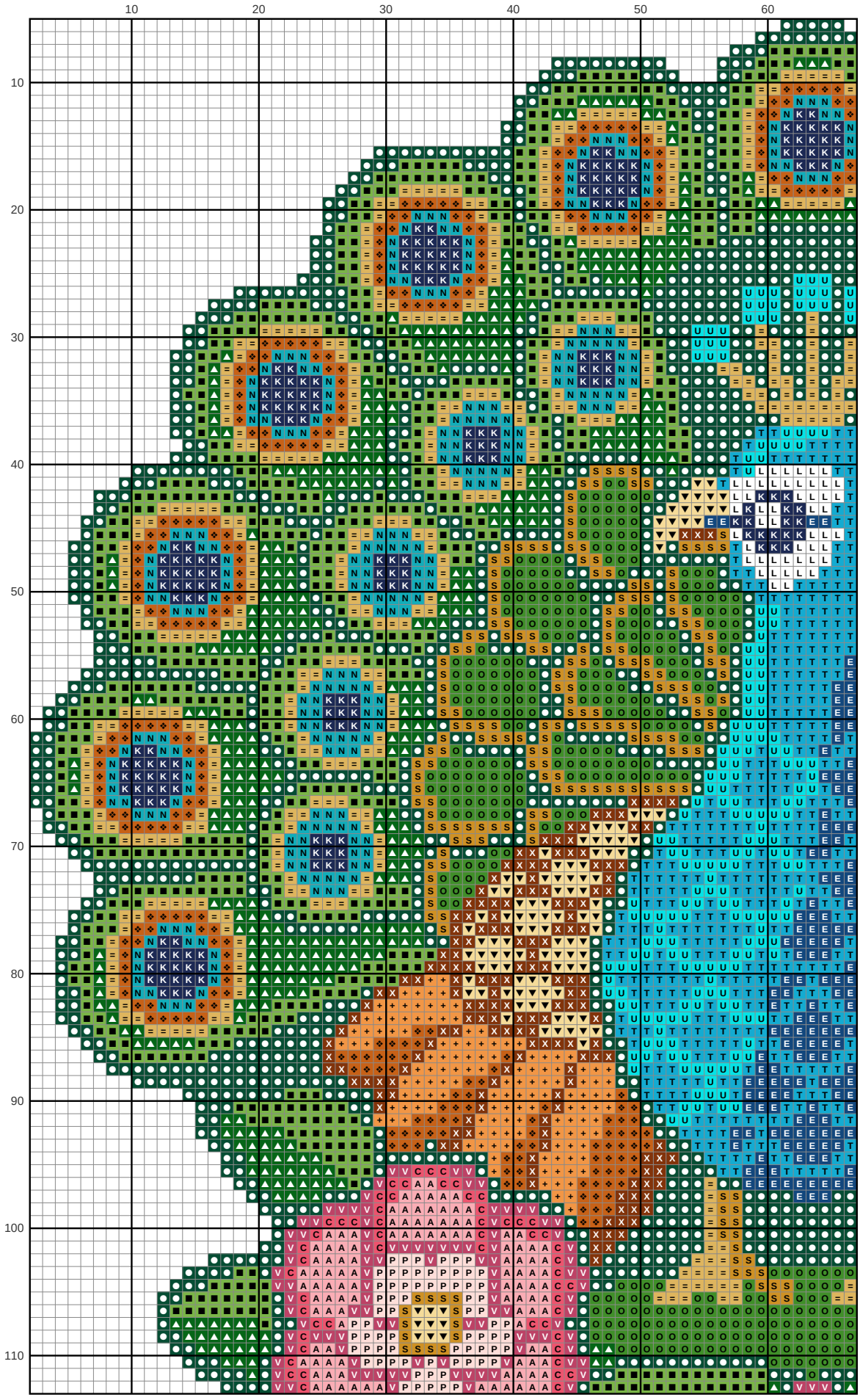

3D peacock with fanned feathers Needlepoint pattern

This page is the dark part of the chart

Chart 2 of 6: columns 68 to 132, rows 6 to 113; gray squares repeat columns 66 and 67



3D peacock with fanned feathers Needlepoint pattern

This page is the dark part of the chart

Chart 3 of 6: columns 133 to 196, rows 6 to 113; gray squares repeat columns 131 and 132

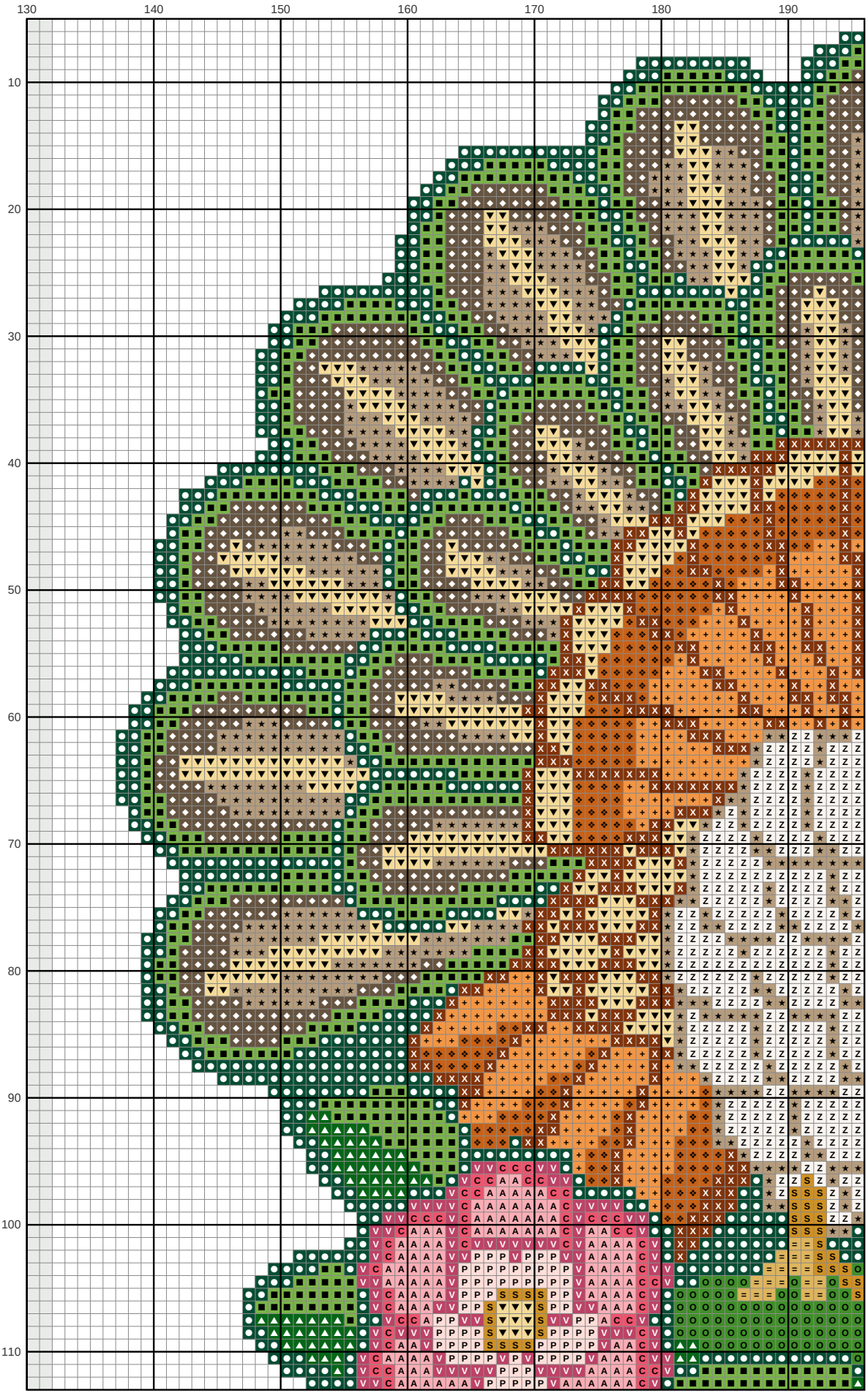

3D peacock with fanned feathers Needlepoint pattern

This page is the dark part of the chart



Chart 4 of 6: columns 197 to 260, rows 6 to 113; gray squares repeat columns 195 and 196

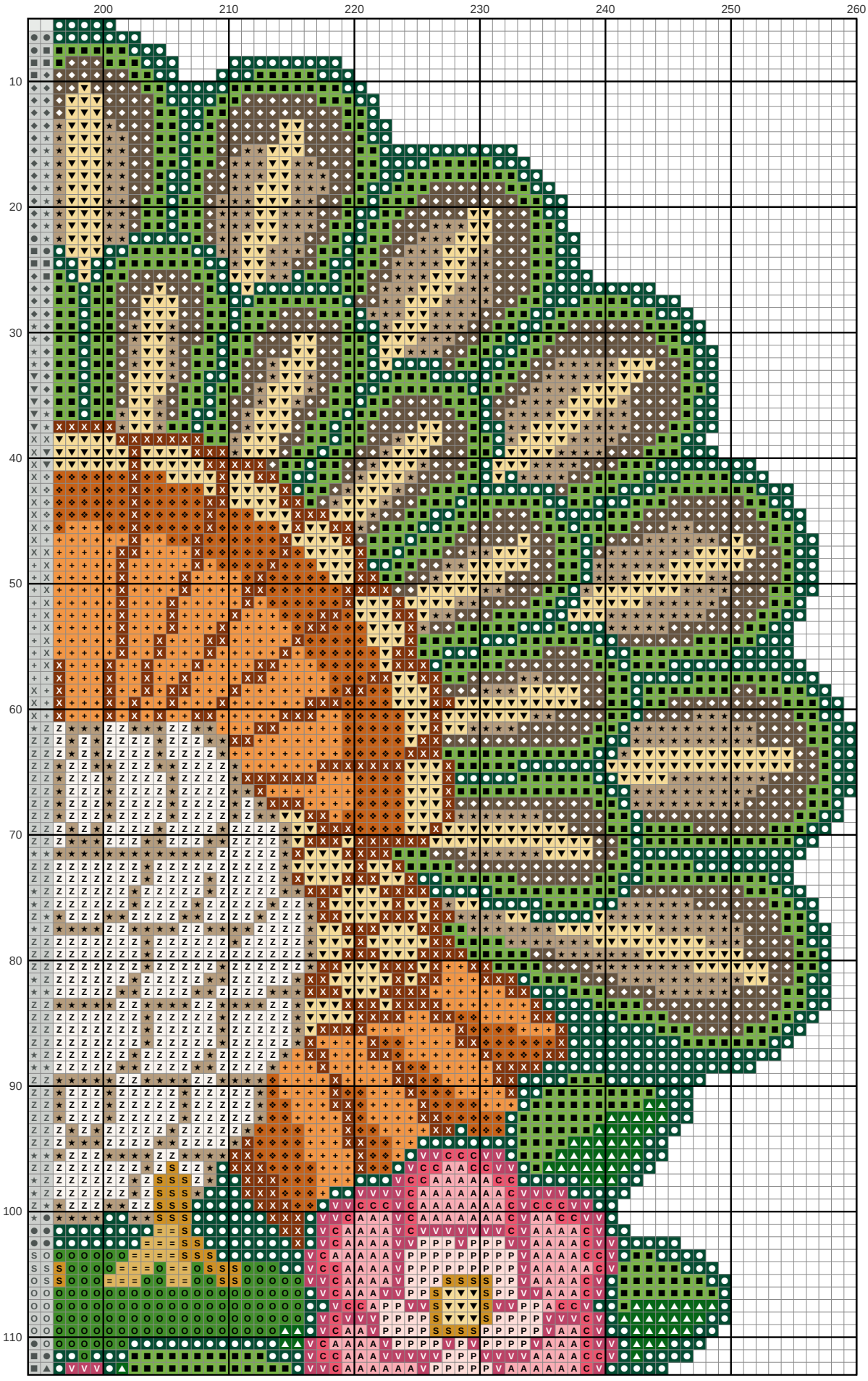

3D peacock with fanned feathers Needlepoint pattern

Chart 5 of 6: columns 22 to 131, rows 114 to 156; gray squares repeat rows 112 and 113

This page is the dark part of the chart



3D peacock with fanned feathers

Needlepoint pattern

This page is the dark part of the chart



Chart 6 of 6: columns 132 to 241, rows 114 to 156; gray squares repeat columns 130 and 131 and rows 112 and 113

