3D peacock with fanned feathers

Needlepoint pattern | 262 x 156 stitches | all pieces 14.6 x 8.7 in (37 x 22 cm) on 18 mesh | 23 colors



Thread key

			stitches				stitches
●	DMC 500	Very Dark Blue Green	4,508	A	DMC 3326	Light Rose	794
■	DMC 703	Chartreuse	3,541	V	DMC 3350	Ultra Dark Dusty Rose	709
▲	DMC 699	Green	1,571	T	DMC 3843	Electric Blue	529
◆	DMC 839	Dark Beige Brown	1,365	N	DMC 3844	Dark Bright Turquoise	514
▼	DMC 3822	Light Straw	1,329	S	DMC 783	Medium Topaz	503
★	DMC 841	Light Beige Brown	1,211	K	DMC 939	Very Dark Navy Blue	444
❖	DMC 921	Copper	1,046	E	DMC 797	Royal Blue	367
X	DMC 918	Dark Red Copper	1,037	C	DMC 335	Rose	348
O	DMC 701	Light Green	1,033	P	DMC 818	Baby Pink	296
+	DMC 3853	Dark Autumn Gold	973	U	DMC 3846	Light Bright Turquoise	220
=	DMC 3820	Dark Straw	802	L	DMC B5200	Snow White	50
Z	DMC 3865	Winter White	796				

One chart square is one tent stitch over one canvas intersection.

Cut the canvas at least 18.6 x 12.7 in (47.1 x 32.2 cm) for 18 mesh: the design and 2 in (5.1 cm) of margin on every side.

23,986 stitches in all, in 3 pieces: the front 127 x 122, the back 127 x 122, the base 68 x 26. Leave bare canvas between the pieces, as charted, and start each from its own center.

The chart is on 6 pages, each cut to what is stitched: bare canvas has no page, and a join falls on plain ground where it can. Pages 2, 3, 4, 5, 6 and 7 are turned on their side, for a part that is wider than it is tall. Where chart pages join, gray squares repeat two rows or columns. The small picture at the top of each chart page shows which part it is.

Thread colors are approximate screen matches to DMC numbers. Check against real thread before you buy.

For your own stitching, gifts and handmade pieces you sell. Do not resell or share this PDF.

3D peacock with fanned feathers

Needlepoint pattern

Chart 1 of 6: columns 3 to 88, rows 6 to 81

This page is the dark part of the chart



3D peacock with fanned feathers Needlepoint pattern

Chart 2 of 6: columns 89 to 174, rows 6 to 81; gray squares repeat columns 87 and 88

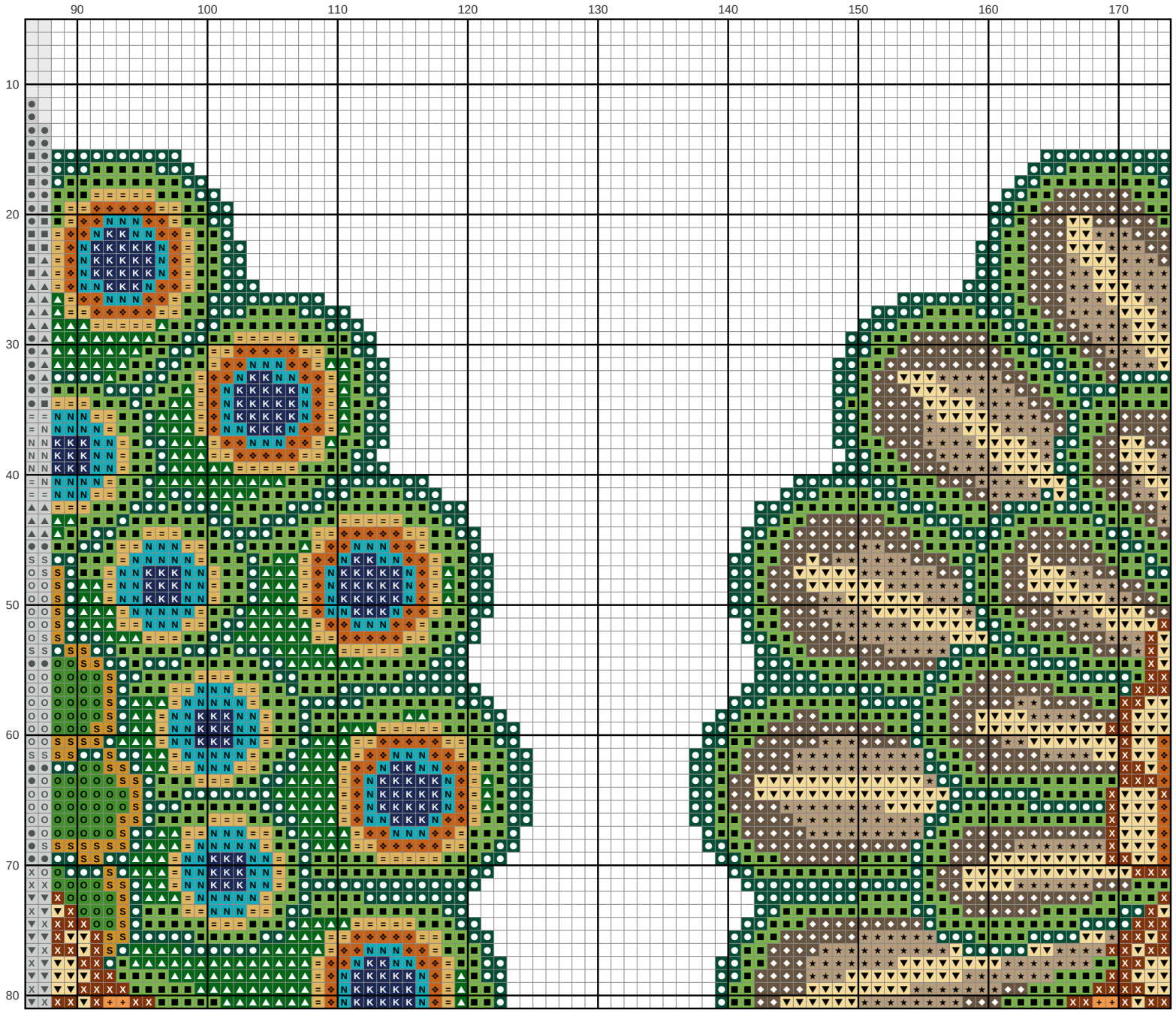

3D peacock with fanned feathers Needlepoint pattern

Chart 3 of 6: columns 175 to 260, rows 6 to 81; gray squares repeat columns 173 and 174



3D peacock with fanned feathers

Needlepoint pattern

Chart 4 of 6: columns 5 to 89, rows 82 to 156; gray squares repeat rows 80 and 81

This page is the dark part of the chart

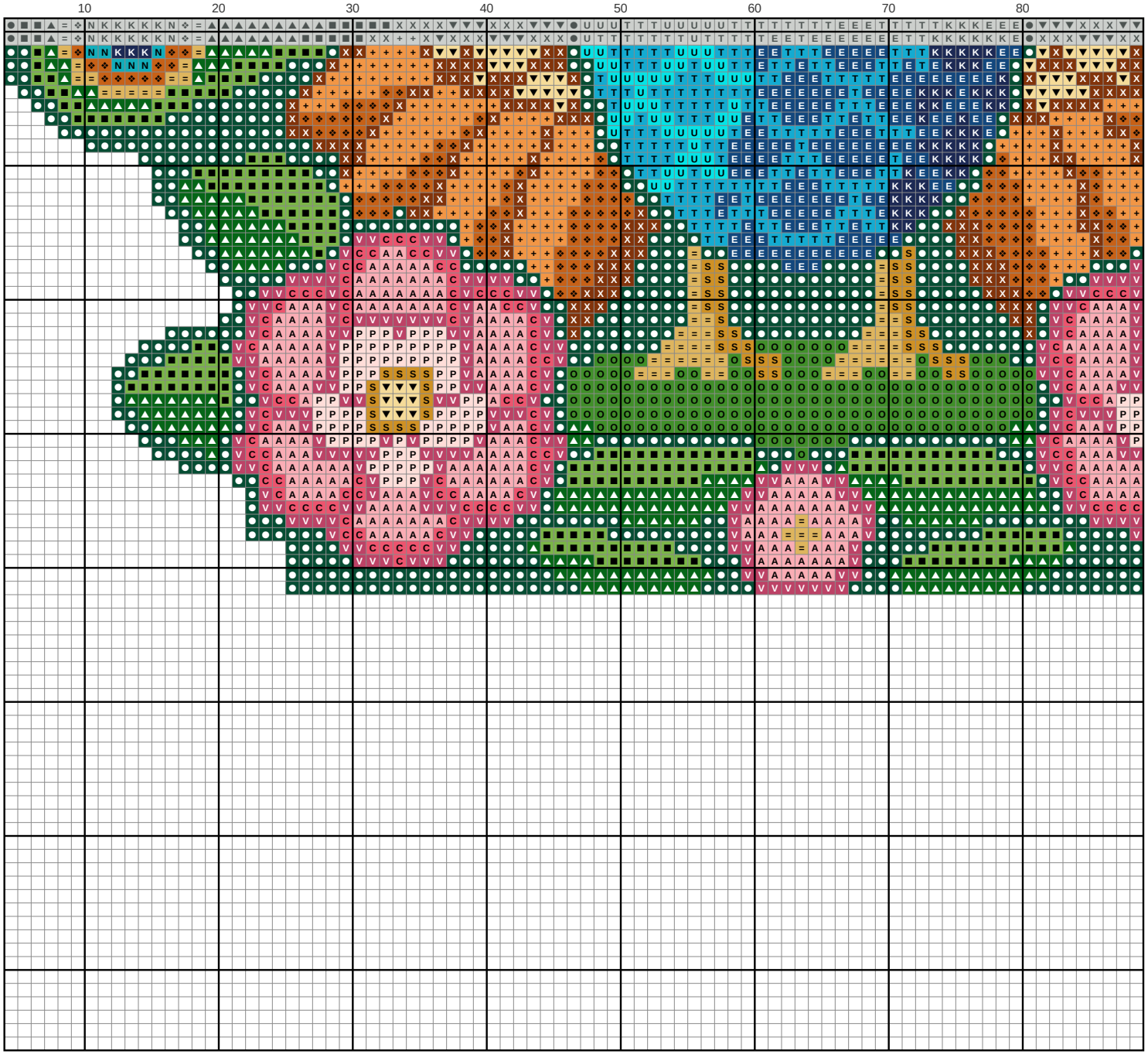

3D peacock with fanned feathers

Needlepoint pattern

Chart 5 of 6: columns 90 to 174, rows 82 to 156; gray squares repeat columns 88 and 89 and rows 80 and 81

This page is the dark part of the chart



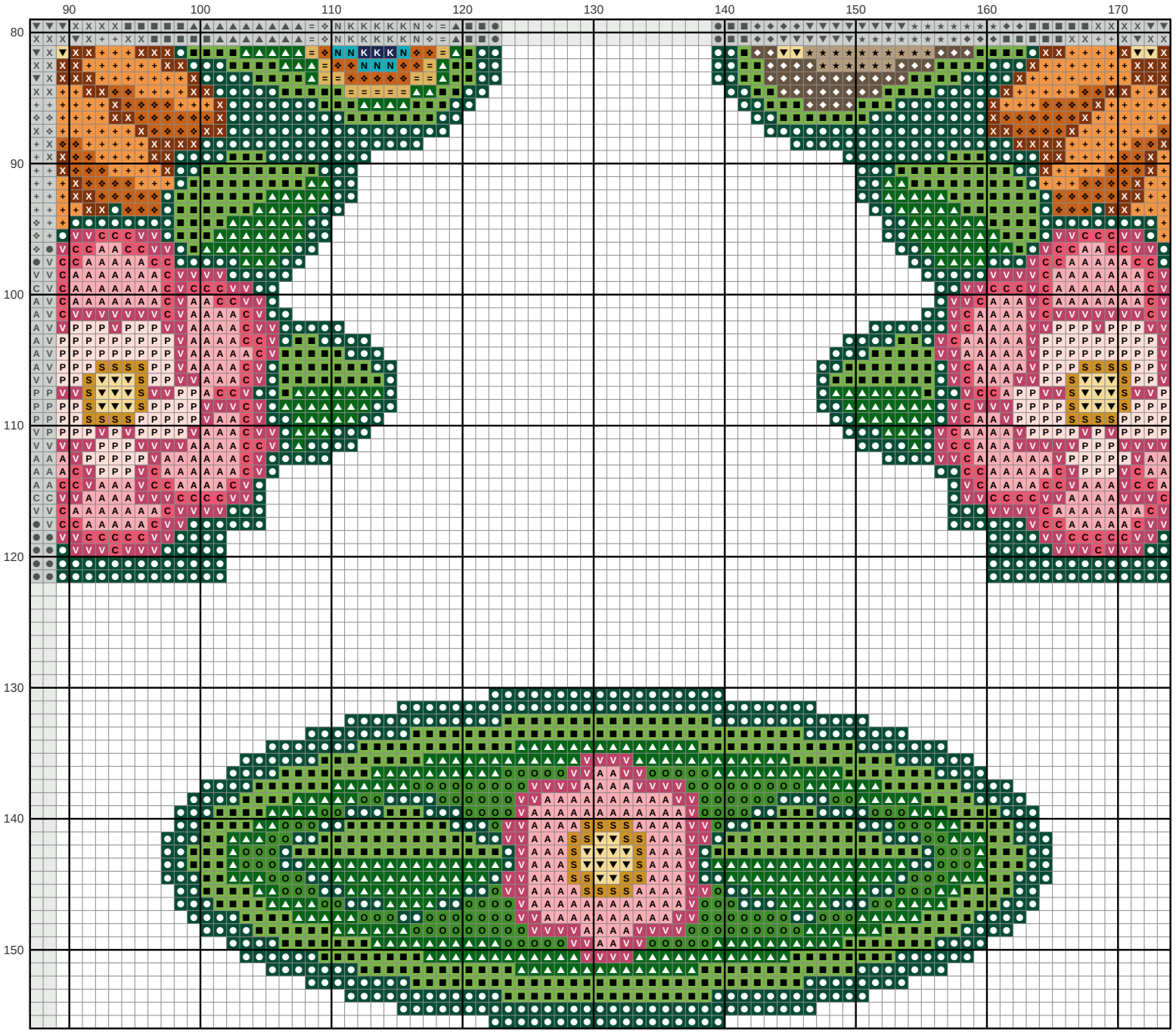

3D peacock with fanned feathers

Needlepoint pattern

This page is the dark part of the chart



Chart 6 of 6: columns 175 to 258, rows 82 to 156; gray squares repeat columns 173 and 174 and rows 80 and 81

