Two monkeys with umbrellas

Needlepoint pattern | 90 x 126 stitches | 5 x 7 in (12.7 x 17.8 cm) on 18 mesh | 20 colors



How to stitch it



1. Each square is one tent stitch, up at 1, down at 2. Lines in continental, right to left, the canvas upside down for the next row; wide areas in basketweave.
2. Cut 18 in of thread. Start and end it without a knot left behind.
3. Mark the middle of the canvas. It is the outlined square on page 2, column 45, row 63 (DMC 772): start there. Count threads, not holes.
4. Go on from it: picture first, background last. Gray squares are on two pages: stitch them once.
5. Last, two more rows all round in DMC 500: the opening's edge hides them.

First time? How to needlepoint: flossfield.com/needlepoint/guides/how-to-start/
How to read a chart: flossfield.com/needlepoint/guides/how-to-read-a-chart/

What you need

Canvas: blank mono canvas, 18 mesh (18 threads to the inch), cut 9.5 in wide x 11.5 in high (24.1 x 29.2 cm).

Needle: blunt tapestry, size 22. Also masking tape for the cut edges, and small scissors.

Thread: six-strand floss, 20 colors, about 24 skeins in all (an estimate). Stitch with 4 strands (5 or 6 if canvas shows).

Fit it into a lid: the box or tray, acid-free board and backing. Measure the opening first.
How to fit it into a lid.

Thread list, DMC

			stitches	skeins
●	**772**	Very Light Yellow Green	3,772	3
□	**938**	Ultra Dark Coffee Brown	1,496	2
▲	**500**	Very Dark Blue Green	1,129	2
◆	**502**	Blue Green	803	1
▼	**434**	Light Brown	595	1
★	**801**	Dark Coffee Brown	507	1
❖	**436**	Tan	397	1
X	**676**	Light Old Gold	355	1
H	**738**	Very Light Tan	341	1
+	**712**	Cream	332	1
=	**347**	Very Dark Salmon	275	1
Z	**823**	Dark Navy Blue	236	1
A	**814**	Dark Garnet	235	1
V	**729**	Medium Old Gold	235	1
T	**642**	Dark Beige Gray	132	1
N	**797**	Royal Blue	123	1
S	**350**	Medium Coral	114	1
K	**322**	Dark Baby Blue	99	1
E	**352**	Light Coral	88	1
C	**745**	Light Pale Yellow	76	1

Skeins are estimates, with the two extra rows: the thread a stitch takes on the front and back of 18 mesh canvas, plus 30 percent, rounded up for each color.

Thread colors are approximate screen matches to DMC numbers. Check against real thread before you buy.

For your own stitching, gifts and handmade pieces you sell. Do not resell or share this PDF or copies of it.

Two monkeys with umbrellas

Needlepoint pattern

Columns 1 to 90, rows 1 to 63. Start at the red outline

This page is the dark part of the chart



Key

- DMC 772 — Very Light Yellow Green
- DMC 938 — Ultra Dark Coffee Brown
- DMC 500 — Very Dark Blue Green
- DMC 502 — Blue Green
- DMC 434 — Light Brown
- DMC 801 — Dark Coffee Brown
- DMC 436 — Tan
- DMC 676 — Light Old Gold
- DMC 738 — Very Light Tan
- DMC 712 — Cream
- DMC 347 — Very Dark Salmon
- DMC 823 — Dark Navy Blue
- DMC 814 — Dark Garnet
- DMC 729 — Medium Old Gold
- DMC 797 — Royal Blue
- DMC 350 — Medium Coral
- DMC 322 — Dark Baby Blue
- DMC 352 — Light Coral
- DMC 745 — Light Pale Yellow

Two monkeys with umbrellas

Needlepoint pattern

Columns 1 to 90, rows 64 to 126. Gray squares: charted already, do not stitch again

This page is the dark part of the chart



Key

- DMC 772 — Very Light Yellow Green
- DMC 938 — Ultra Dark Coffee Brown
- DMC 500 — Very Dark Blue Green
- DMC 502 — Blue Green
- DMC 434 — Light Brown
- DMC 801 — Dark Coffee Brown
- DMC 436 — Tan
- DMC 676 — Light Old Gold
- DMC 738 — Very Light Tan
- DMC 712 — Cream
- DMC 347 — Very Dark Salmon
- DMC 823 — Dark Navy Blue
- DMC 814 — Dark Garnet
- DMC 729 — Medium Old Gold
- DMC 642 — Dark Beige Gray
- DMC 797 — Royal Blue
- DMC 350 — Medium Coral
- DMC 322 — Dark Baby Blue
- DMC 352 — Light Coral