Chili peppers all over pillow

Needlepoint pattern | 140 x 140 stitches | 14 x 14 in (35.6 x 35.6 cm) on 10 mesh | 23 colors



How to read the chart



1. Each square is one tent stitch, up at 1, down at 2: basketweave for the background, continental for lines.
2. Bind the edges. Cut 18 in of thread; start and end it without a knot left behind.
3. Mark the middle of the canvas. It is the outlined square on page 2 (DMC 666): start there. Count threads, not holes.
4. Picture first, then border, background last. Gray squares are on two pages: stitch them once.
5. A heavier line stands every ten squares: count by them.
6. When it is done, block it square.

flossfield.com/needlepoint/guides/how-to-read-a-chart/

You will need

Canvas: blank mono canvas, 10 mesh (10 threads to the inch), cut 18 x 18 in (45.7 x 45.7 cm).

Needle: tapestry, size 16 or 18. Also masking tape for the cut edges, and small scissors.

Thread: pearl cotton size 3, 2 strands in the needle, about 41 skeins in all (an estimate).

Make it a pillow: backing fabric, an insert the size of the stitching or an inch larger, and cord or piping for the edge. The seam takes two rows: stitch two extra rows all round, carrying the colors of the edge on. With those rows, each stitch in the color it lies beside, it takes 7 skeins of DMC 3844, not 6; 2 of DMC 666, not 1. How to finish a pillow.

Thread list, DMC

			stitches	skeins
●	3844	Dark Bright Turquoise	3,858	6
□	895	Very Dark Hunter Green	3,046	5
▲	702	Kelly Green	2,376	4
◆	704	Bright Chartreuse	1,688	3
▼	3346	Hunter Green	1,476	3
★	BLANC	White	836	2
❖	3765	Very Dark Peacock Blue	736	2
X	666	Bright Red	573	1
O	726	Light Topaz	570	1
+	814	Dark Garnet	496	1
=	741	Medium Tangerine	488	1
Z	782	Dark Topaz	478	1
A	900	Dark Burnt Orange	444	1
V	321	Red	376	1
T	946	Medium Burnt Orange	360	1
N	580	Dark Moss Green	308	1
S	3823	Ultra Pale Yellow	294	1
K	725	Medium Light Topaz	284	1
E	3819	Light Moss Green	224	1
C	3706	Medium Melon	209	1
P	907	Light Parrot Green	184	1
U	744	Pale Yellow	156	1
L	964	Light Seagreen	140	1

Skeins are estimates: the thread a stitch takes on the front and back of 10 mesh canvas, plus 30 percent, rounded up for each color.
Thread colors are approximate screen matches to DMC numbers. Check against real thread before you buy.
For your own stitching, gifts and handmade pieces you sell. Do not resell or share this PDF or copies of it.

Chili peppers all over pillow Needlepoint pattern

Chart 1 of 4: columns 1 to 70, rows 1 to 70. Start at the red outline

This page is the dark part of the chart



Key

- ● **DMC 3844** Dark Bright Turquoise
- ■ **DMC 895** Very Dark Hunter Green
- ▲ **DMC 702** Kelly Green
- ◆ **DMC 704** Bright Chartreuse
- ▼ **DMC 3346** Hunter Green
- ★ **DMC BLANC** White
- ❖ **DMC 3765** Very Dark Peacock Blue
- X **DMC 666** Bright Red
- O **DMC 726** Light Topaz
- \+ **DMC 814** Dark Garnet
- = **DMC 741** Medium Tangerine
- Z **DMC 782** Dark Topaz
- A **DMC 900** Dark Burnt Orange
- V **DMC 321** Red
- T **DMC 946** Medium Burnt Orange
- N **DMC 580** Dark Moss Green
- S **DMC 3823** Ultra Pale Yellow
- K **DMC 725** Medium Light Topaz
- E **DMC 3819** Light Moss Green
- C **DMC 3706** Medium Melon
- P **DMC 907** Light Parrot Green
- U **DMC 744** Pale Yellow
- L **DMC 964** Light Seagreen

Chili peppers all over pillow

Needlepoint pattern

This page is the dark part of the chart

Chart 2 of 4: columns 71 to 140, rows 1 to 70. Gray squares repeat columns 69 and 70: do not stitch them twice



Key

- ● **DMC 3844** Dark Bright Turquoise
- ■ **DMC 895** Very Dark Hunter Green
- ▲ **DMC 702** Kelly Green
- ◆ **DMC 704** Bright Chartreuse
- ▼ **DMC 3346** Hunter Green
- ★ **DMC BLANC** White
- ❖ **DMC 3765** Very Dark Peacock Blue
- X **DMC 666** Bright Red
- O **DMC 726** Light Topaz
- \+ **DMC 814** Dark Garnet
- = **DMC 741** Medium Tangerine
- Z **DMC 782** Dark Topaz
- A **DMC 900** Dark Burnt Orange
- V **DMC 321** Red
- T **DMC 946** Medium Burnt Orange
- N **DMC 580** Dark Moss Green
- S **DMC 3823** Ultra Pale Yellow
- K **DMC 725** Medium Light Topaz
- E **DMC 3819** Light Moss Green
- C **DMC 3706** Medium Melon
- P **DMC 907** Light Parrot Green
- U **DMC 744** Pale Yellow
- L **DMC 964** Light Seagreen

Chili peppers all over pillow

Needlepoint pattern

This page is the dark part of the chart

Chart 3 of 4: columns 1 to 70, rows 71 to 140. Gray squares repeat rows 69 and 70: do not stitch them twice



Key

- ● **DMC 3844** Dark Bright Turquoise
- ■ **DMC 895** Very Dark Hunter Green
- ▲ **DMC 702** Kelly Green
- ◆ **DMC 704** Bright Chartreuse
- ▼ **DMC 3346** Hunter Green
- ★ **DMC BLANC** White
- ❖ **DMC 3765** Very Dark Peacock Blue
- X **DMC 666** Bright Red
- O **DMC 726** Light Topaz
- \+ **DMC 814** Dark Garnet
- = **DMC 741** Medium Tangerine
- Z **DMC 782** Dark Topaz
- A **DMC 900** Dark Burnt Orange
- V **DMC 321** Red
- T **DMC 946** Medium Burnt Orange
- N **DMC 580** Dark Moss Green
- S **DMC 3823** Ultra Pale Yellow
- K **DMC 725** Medium Light Topaz
- E **DMC 3819** Light Moss Green
- C **DMC 3706** Medium Melon
- P **DMC 907** Light Parrot Green
- U **DMC 744** Pale Yellow
- L **DMC 964** Light Seagreen

Chili peppers all over pillow

Needlepoint pattern

This page is the dark part of the chart

Chart 4 of 4: columns 71 to 140, rows 71 to 140. Gray squares repeat columns 69 and 70 and rows 69 and 70: do not stitch them twice



Key

- ● **DMC 3844** Dark Bright Turquoise
- □ **DMC 895** Very Dark Hunter Green
- ▲ **DMC 702** Kelly Green
- ◆ **DMC 704** Bright Chartreuse
- ▼ **DMC 3346** Hunter Green
- ★ **DMC BLANC** White
- ❖ **DMC 3765** Very Dark Peacock Blue
- X **DMC 666** Bright Red
- O **DMC 726** Light Topaz
- \+ **DMC 814** Dark Garnet
- = **DMC 741** Medium Tangerine
- Z **DMC 782** Dark Topaz
- A **DMC 900** Dark Burnt Orange
- V **DMC 321** Red
- T **DMC 946** Medium Burnt Orange
- N **DMC 580** Dark Moss Green
- S **DMC 3823** Ultra Pale Yellow
- K **DMC 725** Medium Light Topaz
- E **DMC 3819** Light Moss Green
- C **DMC 3706** Medium Melon
- P **DMC 907** Light Parrot Green
- U **DMC 744** Pale Yellow
- L **DMC 964** Light Seagreen