E-reader case, leopard in leaves

Needlepoint pattern | 90 x 126 stitches | 5 x 7 in (12.7 x 17.8 cm) on 18 mesh | 22 colors



How to read the chart



1. Each square is one tent stitch, up at 1, down at 2: basketweave for the background, continental for lines.
2. Bind the edges. Cut 18 in of thread; start and end it without a knot left behind.
3. Mark the middle of the canvas. It is the outlined square on page 2 (DMC 435): start there. Count threads, not holes.
4. Picture first, then border, background last. Gray squares are on two pages: stitch them once.
5. A heavier line stands every ten squares: count by them.
6. When it is done, block it square.

flossfield.com/needlepoint/guides/how-to-read-a-chart/

You will need

Canvas: blank mono canvas, 18 mesh (18 threads to the inch), cut 9 x 11 in (22.9 x 27.9 cm).

Needle: tapestry, size 22. Also masking tape for the cut edges, and small scissors.

Thread: six-strand floss, 4 strands in the needle (5 or 6 if canvas shows), about 25 skeins in all (an estimate).

Make it a case: fabric for the back, a lining and sewing thread. Measure what it will hold before you stitch the edge. Stitch two extra rows all round, carrying the colors of the edge on: the seam takes them. With those rows, each stitch in the color it lies beside, it takes 2 skeins of DMC 910, not 1. How to sew a flat case by hand.

Thread list, DMC

			stitches	skeins
●	761	Light Salmon	3,220	3
□	938	Ultra Dark Coffee Brown	1,624	2
▲	910	Dark Emerald Green	1,155	1
◆	3827	Pale Golden Brown	867	1
▼	977	Light Golden Brown	672	1
★	500	Very Dark Blue Green	594	1
❖	912	Light Emerald Green	479	1
X	435	Very Light Brown	479	1
O	3817	Light Celadon Green	317	1
+	741	Medium Tangerine	259	1
=	3815	Dark Celadon Green	258	1
Z	504	Very Light Blue Green	218	1
A	946	Medium Burnt Orange	197	1
V	738	Very Light Tan	196	1
T	797	Royal Blue	162	1
N	3804	Dark Cyclamen Pink	146	1
S	433	Medium Brown	139	1
K	743	Medium Yellow	115	1
E	3781	Dark Mocha Brown	100	1
C	712	Cream	69	1
P	840	Medium Beige Brown	52	1
U	758	Very Light Terra Cotta	22	1

Skeins are estimates: the thread a stitch takes on the front and back of 18 mesh canvas, plus 30 percent, rounded up for each color.

Thread colors are approximate screen matches to DMC numbers. Check against real thread before you buy.

For your own stitching, gifts and handmade pieces you sell. Do not resell or share this PDF or copies of it.

E-reader case, leopard in leaves

Needlepoint pattern

Chart 1 of 2: columns 1 to 90, rows 1 to 63. Start at the red outline

This page is the dark part of the chart



Key

- DMC 761
- DMC 938
- DMC 910
- DMC 3827
- DMC 977
- DMC 500
- DMC 912
- DMC 435
- DMC 3817
- DMC 741
- DMC 3815
- DMC 504
- DMC 946
- DMC 738
- DMC 797
- DMC 3804
- DMC 433
- DMC 743
- DMC 3781
- DMC 712
- DMC 840

E-reader case, leopard in leaves

Needlepoint pattern

This page is the dark part of the chart

Chart 2 of 2: columns 1 to 90, rows 64 to 126. Gray squares repeat rows 62 and 63: do not stitch them twice



Key

- DMC 761
- DMC 938
- DMC 910
- DMC 3827
- DMC 977
- DMC 500
- DMC 912
- DMC 435
- DMC 3817
- DMC 741
- DMC 3815
- DMC 504
- DMC 946
- DMC 738
- DMC 797
- DMC 3804
- DMC 433
- DMC 743
- DMC 3781
- DMC 712
- DMC 840
- DMC 758