# Sassy Bless your heart magnolia pillow

Needlepoint pattern | 140 x 140 stitches | 14 x 14 in (35.6 x 35.6 cm) on 10 mesh | 24 colors




## How to stitch it




1. Each square is one tent stitch, up at 1, down at 2. Lines in continental, right to left, the canvas upside down for the next row; wide areas in basketweave.
2. Cut 18 in of thread. Start and end it without a knot left behind.
3. Mark the middle of the canvas. It is the outlined square on page 2, column 70, row 70 (DMC 225): start there. Count threads, not holes.
4. Go on from it: picture first, background last. Gray squares are on two pages: stitch them once.
5. Last, two more rows all round in DMC 890: the seam hides them.

First time? How to needlepoint: flossfield.com/needlepoint/guides/how-to-start/
How to read a chart: flossfield.com/needlepoint/guides/how-to-read-a-chart/

## What you need

**Canvas:** blank mono canvas, 10 mesh (10 threads to the inch), cut 18.5 in square (47 cm).

**Needle:** blunt tapestry, size 18. Also masking tape for the cut edges, and small scissors.

**Thread:** pearl cotton size 3, 24 colors, about 47 skeins in all (an estimate). Stitch with 2 lengths together.

**Make it a pillow:** backing fabric, an insert the size of the stitching or an inch larger, and cord or piping for the edge. How to finish a pillow.

## Thread list, DMC

| | | | stitches | skeins |
|---|---|---|---|---|
| ● | **890** | Ultra Dark Pistachio Green | 7,825 | 14 |
| ■ | **225** | Ultra Very Light Shell Pink | 2,172 | 4 |
| ▲ | **ECRU** | Ecru | 2,011 | 4 |
| ◆ | **3721** | Dark Shell Pink | 1,291 | 2 |
| ▼ | **BLANC** | White | 1,226 | 2 |
| ★ | **3047** | Light Yellow Beige | 892 | 2 |
| ❖ | **524** | Very Light Fern Green | 674 | 2 |
| X | **522** | Fern Green | 636 | 1 |
| H | **989** | Forest Green | 533 | 1 |
| + | **3346** | Hunter Green | 412 | 1 |
| = | **987** | Dark Forest Green | 329 | 1 |
| Z | **472** | Ultra Light Avocado Green | 322 | 1 |
| A | **224** | Very Light Shell Pink | 207 | 1 |
| V | **3826** | Golden Brown | 163 | 1 |
| T | **301** | Medium Mahogany | 140 | 1 |
| N | **368** | Light Pistachio Green | 134 | 1 |
| S | **801** | Dark Coffee Brown | 117 | 1 |
| K | **3827** | Pale Golden Brown | 107 | 1 |
| E | **733** | Medium Olive Green | 103 | 1 |
| C | **400** | Dark Mahogany | 99 | 1 |
| P | **730** | Very Dark Olive Green | 99 | 1 |
| U | **3834** | Dark Grape | 38 | 1 |
| L | **3819** | Light Moss Green | 36 | 1 |
| 2 | **154** | Very Dark Grape | 34 | 1 |

Skeins are estimates, with the two extra rows: the thread a stitch takes on the front and back of 10 mesh canvas, plus 30 percent, rounded up for each color.

Thread colors are approximate screen matches to DMC numbers. Check against real thread before you buy.

For your own stitching, gifts and handmade pieces you sell. Do not resell or share this PDF or copies of it.

# Sassy Bless your heart magnolia pillow Needlepoint pattern

Columns 1 to 74, rows 1 to 74. Start at the red outline

This page is the dark part of the chart

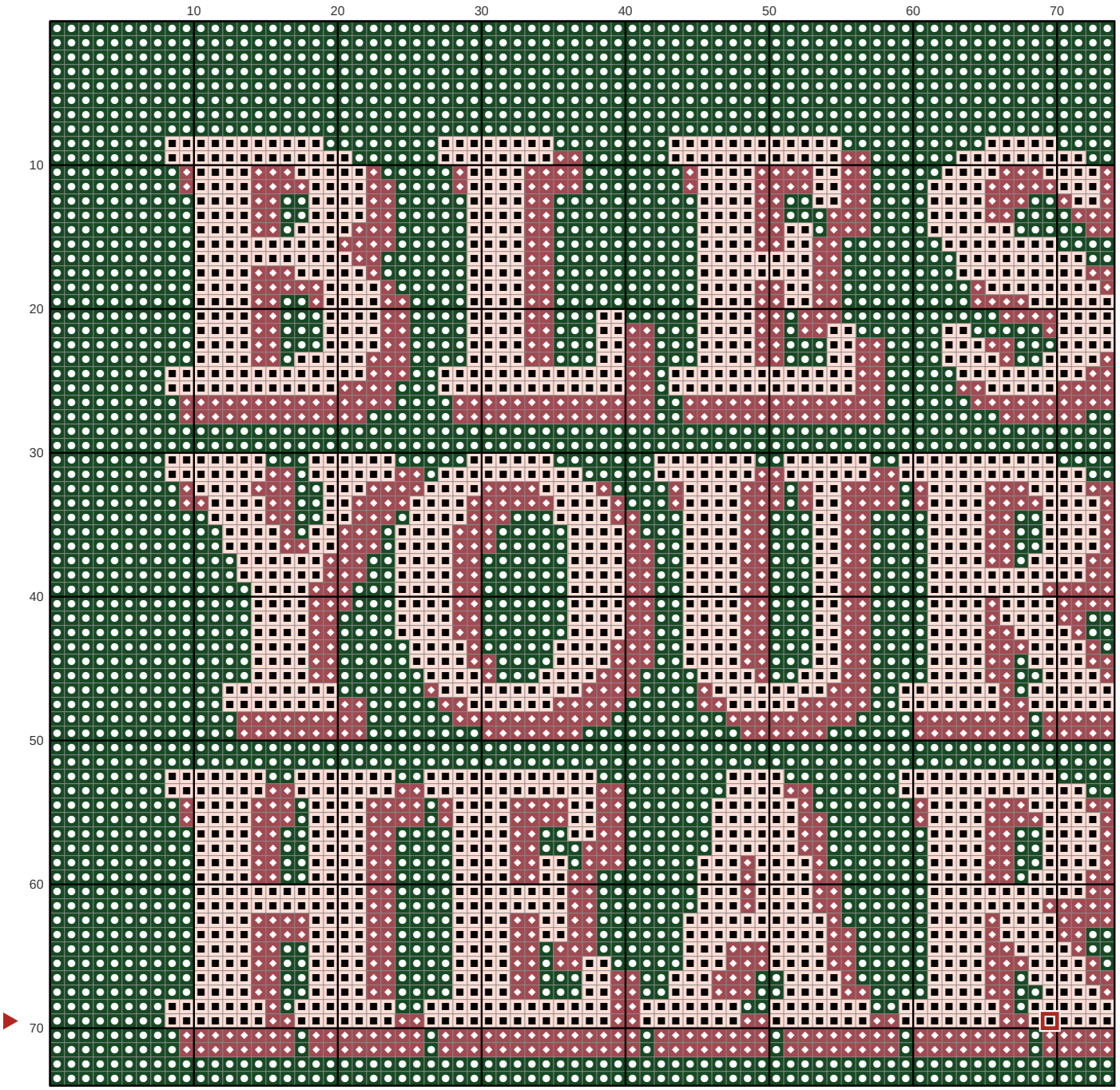


## Key

**DMC 890** Ultra Dark Pistachio Green

**DMC 225** Ultra Very Light Shell Pink

**DMC 3721** Dark Shell Pink

# Sassy Bless your heart magnolia pillow Needlepoint pattern

Columns 75 to 140, rows 1 to 74. Gray squares: charted already, do not stitch again

This page is the dark part of the chart




## Key

- **DMC 890** Ultra Dark Pistachio Green
- **DMC 225** Ultra Very Light Shell Pink
- **DMC ECRU** Ecru
- **DMC 3721** Dark Shell Pink
- **DMC BLANC** White
- **DMC 3047** Light Yellow Beige
- **DMC 524** Very Light Fern Green
- **DMC 522** Fern Green
- **DMC 989** Forest Green
- **DMC 3346** Hunter Green
- **DMC 987** Dark Forest Green
- **DMC 472** Ultra Light Avocado Green
- **DMC 224** Very Light Shell Pink
- **DMC 3826** Golden Brown
- **DMC 368** Light Pistachio Green
- **DMC 801** Dark Coffee Brown

# Sassy Bless your heart magnolia pillow Needlepoint pattern

Columns 1 to 74, rows 75 to 140. Gray squares: charted already, do not stitch again

This page is the dark part of the chart




## Key

| | | | | | |
|---|---|---|---|---|---|
| ● | **DMC 890** Ultra Dark Pistachio Green | X | **DMC 522** Fern Green | V | **DMC 3826** Golden Brown |
| ■ | **DMC 225** Ultra Very Light Shell Pink | H | **DMC 989** Forest Green | T | **DMC 301** Medium Mahogany |
| ▲ | **DMC ECRU** Ecru | + | **DMC 3346** Hunter Green | N | **DMC 368** Light Pistachio Green |
| ▼ | **DMC BLANC** White | = | **DMC 987** Dark Forest Green | S | **DMC 801** Dark Coffee Brown |
| ★ | **DMC 3047** Light Yellow Beige | Z | **DMC 472** Ultra Light Avocado Green | K | **DMC 3827** Pale Golden Brown |
| ❖ | **DMC 524** Very Light Fern Green | A | **DMC 224** Very Light Shell Pink | C | **DMC 400** Dark Mahogany |

# Sassy Bless your heart magnolia pillow Needlepoint pattern

Columns 75 to 140, rows 75 to 140. Gray squares: charted already, do not stitch again

This page is the dark part of the chart




## Key

| | | | | | |
|---|---|---|---|---|---|
| ● | **DMC 890** Ultra Dark Pistachio Green | + | **DMC 3346** Hunter Green | E | **DMC 733** Medium Olive Green |
| ■ | **DMC 225** Ultra Very Light Shell Pink | = | **DMC 987** Dark Forest Green | C | **DMC 400** Dark Mahogany |
| ▲ | **DMC ECRU** Ecru | Z | **DMC 472** Ultra Light Avocado Green | P | **DMC 730** Very Dark Olive Green |
| ▼ | **DMC BLANC** White | V | **DMC 3826** Golden Brown | U | **DMC 3834** Dark Grape |
| ★ | **DMC 3047** Light Yellow Beige | T | **DMC 301** Medium Mahogany | L | **DMC 3819** Light Moss Green |
| ❖ | **DMC 524** Very Light Fern Green | N | **DMC 368** Light Pistachio Green | 2 | **DMC 154** Very Dark Grape |
| X | **DMC 522** Fern Green | S | **DMC 801** Dark Coffee Brown | | |
| H | **DMC 989** Forest Green | K | **DMC 3827** Pale Golden Brown | | |