Per my last email, lace and roses

Needlepoint pattern | 160 x 120 stitches | 16 x 12 in (40.6 x 30.5 cm) on 10 mesh | 24 colors



How to stitch it



1. Each square is one tent stitch, up at 1, down at 2. Lines in continental, right to left, the canvas upside down for the next row; wide areas in basketweave.
2. Cut 18 in of thread. Start and end it without a knot left behind.
3. Mark the middle of the canvas. It is the outlined square on page 2, column 80, row 60 (DMC 818): start there. Count threads, not holes.
4. Go on from it: picture first, background last. Gray squares are on two pages: stitch them once.
5. Last, two more rows all round, each stitch in the color it lies beside: the seam hides them.

First time? How to needlepoint: flossfield.com/needlepoint/guides/how-to-start/
How to read a chart: flossfield.com/needlepoint/guides/how-to-read-a-chart/

What you need

Canvas: blank mono canvas, 10 mesh (10 threads to the inch), cut 20.5 in wide x 16.5 in high (52.1 x 41.9 cm).

Needle: blunt tapestry, size 18. Also masking tape for the cut edges, and small scissors.

Thread: pearl cotton size 3, 24 colors, about 45 skeins in all (an estimate). Stitch with 2 lengths together.

Make it a pillow: backing fabric, an insert the size of the stitching or an inch larger, and cord or piping for the edge. How to finish a pillow.

Thread list, DMC

			stitches	skeins
●	**818**	Baby Pink	6,753	11
■	**712**	Cream	3,123	5
▲	**814**	Dark Garnet	1,535	3
◆	**598**	Light Turquoise	1,355	4
▼	**3731**	Very Dark Dusty Rose	1,108	2
★	**150**	Ultra Very Dark Dusty Rose	706	2
❖	**3810**	Dark Turquoise	585	1
X	**895**	Very Dark Hunter Green	576	1
H	**3808**	Ultra Very Dark Turquoise	453	1
+	**334**	Medium Baby Blue	432	1
=	**3346**	Hunter Green	394	1
Z	**3733**	Dusty Rose	363	1
A	**3347**	Medium Yellow Green	358	1
V	**3689**	Light Mauve	335	1
T	**3350**	Ultra Dark Dusty Rose	330	1
N	**803**	Ultra Very Dark Baby Blue	179	1
S	**3371**	Black Brown	136	1
K	**3348**	Light Yellow Green	110	1
E	**3325**	Light Baby Blue	107	1
C	**3756**	Ultra Very Light Baby Blue	86	1
P	**931**	Medium Antique Blue	52	1
U	**725**	Medium Light Topaz	51	1
L	**3821**	Straw	39	1
2	**783**	Medium Topaz	34	1

Skeins are estimates, with the two extra rows: the thread a stitch takes on the front and back of 10 mesh canvas, plus 30 percent, rounded up for each color.

Thread colors are approximate screen matches to DMC numbers. Check against real thread before you buy.

For your own stitching, gifts and handmade pieces you sell. Do not resell or share this PDF or copies of it.

Per my last email, lace and roses Needlepoint pattern

Columns 1 to 84, rows 1 to 64. Start at the red outline

This page is the dark part of the chart



Key

- DMC 818 Baby Pink
- DMC 712 Cream
- DMC 814 Dark Garnet
- DMC 598 Light Turquoise
- DMC 3731 Very Dark Dusty Rose
- DMC 150 Ultra Very Dark Dusty Rose
- DMC 3810 Dark Turquoise
- DMC 895 Very Dark Hunter Green
- DMC 334 Medium Baby Blue
- DMC 3346 Hunter Green
- DMC 3733 Dusty Rose
- DMC 3347 Medium Yellow Green
- DMC 3689 Light Mauve
- DMC 3350 Ultra Dark Dusty Rose
- DMC 803 Ultra Very Dark Baby Blue
- DMC 3348 Light Yellow Green
- DMC 3325 Light Baby Blue
- DMC 3821 Straw

Per my last email, lace and roses

Needlepoint pattern

Columns 85 to 160, rows 1 to 64. Gray squares: charted already, do not stitch again

This page is the dark part of the chart



Key

- ● **DMC 818** Baby Pink
- ■ **DMC 712** Cream
- ▲ **DMC 814** Dark Garnet
- ◆ **DMC 598** Light Turquoise
- ▼ **DMC 3731** Very Dark Dusty Rose
- ★ **DMC 150** Ultra Very Dark Dusty Rose
- ❖ **DMC 3810** Dark Turquoise
- X **DMC 895** Very Dark Hunter Green
- H **DMC 3808** Ultra Very Dark Turquoise
- \+ **DMC 334** Medium Baby Blue
- = **DMC 3346** Hunter Green
- Z **DMC 3733** Dusty Rose
- A **DMC 3347** Medium Yellow Green
- V **DMC 3689** Light Mauve
- T **DMC 3350** Ultra Dark Dusty Rose
- N **DMC 803** Ultra Very Dark Baby Blue
- S **DMC 3371** Black Brown
- K **DMC 3348** Light Yellow Green
- E **DMC 3325** Light Baby Blue
- C **DMC 3756** Ultra Very Light Baby Blue
- P **DMC 931** Medium Antique Blue
- U **DMC 725** Medium Light Topaz
- L **DMC 3821** Straw
- 2 **DMC 783** Medium Topaz

Per my last email, lace and roses

Needlepoint pattern

Columns 1 to 84, rows 65 to 120. Gray squares: charted already, do not stitch again

This page is the dark part of the chart



Key

- ● **DMC 818** Baby Pink
- ■ **DMC 712** Cream
- ▲ **DMC 814** Dark Garnet
- ◆ **DMC 598** Light Turquoise
- ▼ **DMC 3731** Very Dark Dusty Rose
- ★ **DMC 150** Ultra Very Dark Dusty Rose
- ❖ **DMC 3810** Dark Turquoise
- X **DMC 895** Very Dark Hunter Green
- H **DMC 3808** Ultra Very Dark Turquoise
- \+ **DMC 334** Medium Baby Blue
- = **DMC 3346** Hunter Green
- Z **DMC 3733** Dusty Rose
- A **DMC 3347** Medium Yellow Green
- V **DMC 3689** Light Mauve
- T **DMC 3350** Ultra Dark Dusty Rose
- N **DMC 803** Ultra Very Dark Baby Blue
- K **DMC 3348** Light Yellow Green
- E **DMC 3325** Light Baby Blue
- L **DMC 3821** Straw

Per my last email, lace and roses

Needlepoint pattern

Columns 85 to 160, rows 65 to 120. Gray squares: charted already, do not stitch again

This page is the dark part of the chart



Key

- ● **DMC 818** Baby Pink
- ■ **DMC 712** Cream
- ▲ **DMC 814** Dark Garnet
- ◆ **DMC 598** Light Turquoise
- ▼ **DMC 3731** Very Dark Dusty Rose
- ★ **DMC 150** Ultra Very Dark Dusty Rose
- ❖ **DMC 3810** Dark Turquoise
- X **DMC 895** Very Dark Hunter Green
- H **DMC 3808** Ultra Very Dark Turquoise
- \+ **DMC 334** Medium Baby Blue
- = **DMC 3346** Hunter Green
- Z **DMC 3733** Dusty Rose
- A **DMC 3347** Medium Yellow Green
- V **DMC 3689** Light Mauve
- T **DMC 3350** Ultra Dark Dusty Rose
- N **DMC 803** Ultra Very Dark Baby Blue
- K **DMC 3348** Light Yellow Green
- E **DMC 3325** Light Baby Blue
- L **DMC 3821** Straw