Megillah cover, Persian garden and crown

Needlepoint pattern | 63 x 121 stitches | 3.5 x 6.7 in (8.9 x 17.1 cm) on 18 mesh | 14 colors



How to read the chart



1. Each square is one tent stitch, up at 1, down at 2: basketweave for the background, continental for lines.
2. Bind the edges. Cut 18 in of thread; start and end it without a knot left behind.
3. Mark the middle of the canvas. It is the outlined square on page 3 (DMC 433): start there. Count threads, not holes.
4. Picture first, then border, background last. Gray squares are on two pages: stitch them once.
5. A heavier line stands every ten squares: count by them.
6. When it is done, block it square.

flossfield.com/needlepoint/guides/how-to-read-a-chart/

You will need

Canvas: blank mono canvas, 18 mesh (18 threads to the inch), cut 7.5 x 10.7 in (19.1 x 27.2 cm).

Needle: tapestry, size 22. Also masking tape for the cut edges, and small scissors.

Thread: six-strand floss, 4 strands in the needle (5 or 6 if canvas shows), about 17 skeins in all (an estimate).

Make it a case: lining fabric and backing fabric, 5 by 8 inches of each, sewing thread, a sharp needle and clips. The chart is one side: the other is cloth, or the same chart again. Try the folded glasses on it first. Stitch two extra rows all round in DMC 820, the color at its edge: the seam takes them. With those rows it takes 3 skeins of DMC 820, not 2.
How to make an eyeglass case.

Thread list, DMC

			stitches	skeins
●	**820**	Very Dark Royal Blue	2,198	2
■	**742**	Light Tangerine	1,371	2
▲	**712**	Cream	1,339	2
◆	**3804**	Dark Cyclamen Pink	677	1
▼	**905**	Dark Parrot Green	434	1
★	**433**	Medium Brown	370	1
❖	**907**	Light Parrot Green	206	1
X	**895**	Very Dark Hunter Green	200	1
O	**995**	Dark Electric Blue	176	1
+	**3806**	Light Cyclamen Pink	167	1
=	**3846**	Light Bright Turquoise	159	1
Z	**150**	Ultra Very Dark Dusty Rose	124	1
A	**783**	Medium Topaz	120	1
V	**352**	Light Coral	82	1

Skeins are estimates: the thread a stitch takes on the front and back of 18 mesh canvas, plus 30 percent, rounded up for each color.
Thread colors are approximate screen matches to DMC numbers. Check against real thread before you buy.
For your own stitching, gifts and handmade pieces you sell. Do not resell or share this PDF or copies of it.

Megillah cover, Persian garden and crown

This page is the dark part of the chart

Chart 1 of 2: columns 1 to 63, rows 1 to 60



Key

- **DMC 820** Very Dark Royal Blue
- **DMC 742** Light Tangerine
- **DMC 712** Cream
- **DMC 3804** Dark Cyclamen Pink
- **DMC 905** Dark Parrot Green
- **DMC 433** Medium Brown
- **DMC 907** Light Parrot Green
- **DMC 895** Very Dark Hunter Green
- **DMC 3806** Light Cyclamen Pink
- **DMC 3846** Light Bright Turquoise
- **DMC 150** Ultra Very Dark Dusty Rose
- **DMC 783** Medium Topaz
- **DMC 352** Light Coral

Megillah cover, Persian garden and crown

This page is the dark part of the chart

Chart 2 of 2: columns 1 to 63, rows 61 to 121. Start at the red outline. Gray squares repeat rows 59 and 60: do not stitch them twice



Key

- **DMC 820** Very Dark Royal Blue
- **DMC 742** Light Tangerine
- **DMC 712** Cream
- **DMC 3804** Dark Cyclamen Pink
- **DMC 905** Dark Parrot Green
- **DMC 433** Medium Brown
- **DMC 907** Light Parrot Green
- **DMC 895** Very Dark Hunter Green
- **DMC 995** Dark Electric Blue
- **DMC 3806** Light Cyclamen Pink
- **DMC 3846** Light Bright Turquoise
- **DMC 150** Ultra Very Dark Dusty Rose
- **DMC 783** Medium Topaz
- **DMC 352** Light Coral