Farm garden with tall sunflowers

Needlepoint pattern | 160 x 160 stitches | 16 x 16 in (40.6 x 40.6 cm) on 10 mesh | 24 colors



How to stitch it



1. Each square is one tent stitch, up at 1, down at 2. Lines in continental, right to left, the canvas upside down for the next row; wide areas in basketweave.
2. Cut 18 in of thread. Start and end it without a knot left behind.
3. Mark the middle of the canvas. It is the outlined square on page 5, column 80, row 80 (DMC 780): start there. Count threads, not holes.
4. Go on from it: picture first, background last. Gray squares are on two pages: stitch them once.
5. Last, two more rows all round, each stitch in the color it lies beside: the seam hides them.

First time? How to needlepoint: flossfield.com/needlepoint/guides/how-to-start/
How to read a chart: flossfield.com/needlepoint/guides/how-to-read-a-chart/

What you need

Canvas: blank mono canvas, 10 mesh (10 threads to the inch), cut 20.5 in square (52.1 cm).

Needle: blunt tapestry, size 18. Also masking tape for the cut edges, and small scissors.

Thread: pearl cotton size 3, 24 colors, about 53 skeins in all (an estimate). Stitch with 2 lengths together.

Make it a pillow: backing fabric, an insert the size of the stitching or an inch larger, and cord or piping for the edge. How to finish a pillow.

Thread list, DMC

			stitches	skeins
●	500	Very Dark Blue Green	6,934	12
■	3347	Medium Yellow Green	2,370	4
▲	3346	Hunter Green	1,978	4
◆	470	Light Avocado Green	1,375	3
▼	BLANC	White	1,301	3
★	725	Medium Light Topaz	1,059	2
❖	900	Dark Burnt Orange	965	2
X	970	Light Pumpkin	947	2
H	553	Violet	845	2
+	783	Medium Topaz	833	2
=	472	Ultra Light Avocado Green	796	2
Z	321	Red	747	2
A	726	Light Topaz	648	2
V	3608	Very Light Plum	557	1
T	815	Medium Garnet	549	1
N	780	Ultra Very Dark Topaz	505	1
S	606	Bright Orange-Red	492	1
K	3753	Ultra Very Light Antique Blue	484	1
E	3371	Black Brown	482	1
C	963	Ultra Very Light Dusty Rose	453	1
P	211	Light Lavender	374	1
U	550	Very Dark Violet	345	1
L	801	Dark Coffee Brown	327	1
2	727	Very Light Topaz	234	1

Skeins are estimates, with the two extra rows: the thread a stitch takes on the front and back of 10 mesh canvas, plus 30 percent, rounded up for each color.

Thread colors are approximate screen matches to DMC numbers. Check against real thread before you buy.

For your own stitching, gifts and handmade pieces you sell. Do not resell or share this PDF or copies of it.

Farm garden with tall sunflowers

Needlepoint pattern

Columns 1 to 84, rows 1 to 69

This page is the dark part of the chart



Key

- **DMC 500** Very Dark Blue Green
- **DMC 3347** Medium Yellow Green
- **DMC 3346** Hunter Green
- **DMC 470** Light Avocado Green
- **DMC 725** Medium Light Topaz
- **DMC 783** Medium Topaz
- **DMC 472** Ultra Light Avocado Green
- **DMC 726** Light Topaz
- **DMC 780** Ultra Very Dark Topaz
- **DMC 3371** Black Brown
- **DMC 801** Dark Coffee Brown
- **DMC 727** Very Light Topaz

Farm garden with tall sunflowers

Needlepoint pattern

Columns 85 to 160, rows 1 to 69. Gray squares: charted already, do not stitch again

This page is the dark part of the chart



Key

- DMC 500 Very Dark Blue Green
- DMC 3347 Medium Yellow Green
- DMC 3346 Hunter Green
- DMC 470 Light Avocado Green
- DMC 725 Medium Light Topaz
- DMC 553 Violet
- DMC 783 Medium Topaz
- DMC 472 Ultra Light Avocado Green
- DMC 321 Red
- DMC 726 Light Topaz
- DMC 3608 Very Light Plum
- DMC 815 Medium Garnet
- DMC 780 Ultra Very Dark Topaz
- DMC 606 Bright Orange-Red
- DMC 3371 Black Brown
- DMC 963 Ultra Very Light Dusty Rose
- DMC 211 Light Lavender
- DMC 550 Very Dark Violet
- DMC 801 Dark Coffee Brown
- DMC 727 Very Light Topaz

Farm garden with tall sunflowers

Needlepoint pattern

Columns 1 to 54, rows 70 to 160. Gray squares: charted already, do not stitch again

This page is the dark part of the chart



Key

- ● **DMC 500** Very Dark Blue Green
- ■ **DMC 3347** Medium Yellow Green
- ▲ **DMC 3346** Hunter Green
- ◆ **DMC 470** Light Avocado Green
- ▼ **DMC BLANC** White
- ★ **DMC 725** Medium Light Topaz
- \+ **DMC 783** Medium Topaz
- = **DMC 472** Ultra Light Avocado Green
- A **DMC 726** Light Topaz
- N **DMC 780** Ultra Very Dark Topaz
- K **DMC 3753** Ultra Very Light Antique Blue
- E **DMC 3371** Black Brown
- L **DMC 801** Dark Coffee Brown
- 2 **DMC 727** Very Light Topaz

Farm garden with tall sunflowers

Needlepoint pattern

Columns 55 to 107, rows 70 to 160. Start at the red outline. Gray squares: charted already, do not stitch again

This page is the dark part of the chart



Key

- **DMC 500** Very Dark Blue Green
- **DMC 3347** Medium Yellow Green
- **DMC 3346** Hunter Green
- **DMC 470** Light Avocado Green
- **DMC 725** Medium Light Topaz
- **DMC 900** Dark Burnt Orange
- **DMC 970** Light Pumpkin
- **DMC 783** Medium Topaz
- **DMC 472** Ultra Light Avocado Green
- **DMC 321** Red
- **DMC 815** Medium Garnet
- **DMC 780** Ultra Very Dark Topaz
- **DMC 606** Bright Orange-Red
- **DMC 3371** Black Brown

Farm garden with tall sunflowers

Needlepoint pattern

Columns 108 to 160, rows 70 to 160. Gray squares: charted already, do not stitch again

This page is the dark part of the chart



Key

- DMC 500 — Very Dark Blue Green
- DMC 3347 — Medium Yellow Green
- DMC 3346 — Hunter Green
- DMC BLANC — White
- DMC 725 — Medium Light Topaz
- DMC 900 — Dark Burnt Orange
- DMC 970 — Light Pumpkin
- DMC 553 — Violet
- DMC 783 — Medium Topaz
- DMC 321 — Red
- DMC 726 — Light Topaz
- DMC 815 — Medium Garnet
- DMC 606 — Bright Orange-Red
- DMC 3753 — Ultra Very Light Antique Blue
- DMC 3371 — Black Brown
- DMC 211 — Light Lavender
- DMC 550 — Very Dark Violet