Union Jack with roses and thistles

Needlepoint pattern | 160 x 120 stitches | 16 x 12 in (40.6 x 30.5 cm) on 10 mesh | 24 colors



Thread key, DMC

			stitches	yards	skeins
●	**890**	Ultra Dark Pistachio Green	7,039	87	11
■	**304**	Medium Red	2,815	35	5
▲	**3865**	Winter White	2,010	25	4
◆	**336**	Navy Blue	1,166	15	2
▼	**761**	Light Salmon	713	9	2
★	**470**	Light Avocado Green	692	9	2
❖	**987**	Dark Forest Green	620	8	1
X	**783**	Medium Topaz	518	7	1
O	**726**	Light Topaz	500	7	1
+	**3833**	Light Raspberry	360	5	1
=	**727**	Very Light Topaz	339	5	1
Z	**3832**	Medium Raspberry	286	4	1
A	**815**	Medium Garnet	277	4	1
V	**819**	Light Baby Pink	265	4	1
T	**3348**	Light Yellow Green	242	3	1
N	**553**	Violet	230	3	1
S	**701**	Light Green	210	3	1
K	**703**	Chartreuse	194	3	1
E	**3608**	Very Light Plum	178	3	1
C	**939**	Very Dark Navy Blue	162	2	1
P	**550**	Very Dark Violet	132	2	1
U	**900**	Dark Burnt Orange	112	2	1
L	**740**	Tangerine	96	2	1
2	**3753**	Ultra Very Light Antique Blue	44	1	1

One chart square is one tent stitch over one canvas intersection.

Cut the canvas at least 20 x 16 in (50.8 x 40.6 cm) for 10 mesh: the design and 2 in (5.1 cm) of margin on every side.

19,200 stitches in all. Start from the center: a red arrow above the chart marks the center column, and one to the left of it the center row. The arrows are on the pages those lines cross.

The chart is divided evenly over 4 pages. Pages 2, 3, 4 and 5 are turned on their side, for a part that is wider than it is tall. Where chart pages join, gray squares repeat two rows or columns. The small picture at the top of each chart page shows which part it is.

Thread: pearl cotton size 3, 2 strands in the needle on 10 mesh, about 44 skeins of 16.4 yd in all. Or six-strand floss, 8 to 10 strands, about 57 skeins of 8.7 yd; or tapestry wool, 1 strand, about 40 skeins of 8.7 yd; or Persian wool, 3 strands, about 44 skeins of 8 yd. Wool is numbered differently: match it by eye. Needle: tapestry, size 16 or 18.

Yards and skeins are estimates: the thread a stitch takes on the front and back of 10 mesh canvas, plus 30 percent, rounded up for each color (about 248 yards in all, as the thread lies in the needle).

Thread colors are approximate screen matches to DMC numbers. Check against real thread before you buy.

Make it a pillow: also have backing fabric, an insert the size of the stitching or an inch larger, and cord or piping for the edge. The seam takes the last two rows: stitch two extra rows all round, or keep the edge plain. "How to finish a pillow" is a guide linked from this pattern's page.

For your own stitching, gifts and handmade pieces you sell. Do not resell or share this PDF or copies of it.

Union Jack with roses and thistles

Needlepoint pattern

Chart 1 of 4: columns 1 to 80, rows 1 to 60

This page is the dark part of the chart



Union Jack with roses and thistles

Needlepoint pattern

Chart 2 of 4: columns 81 to 160, rows 1 to 60; gray squares repeat columns 79 and 80

This page is the dark part of the chart



Union Jack with roses and thistles

Needlepoint pattern

Chart 3 of 4: columns 1 to 80, rows 61 to 120; gray squares repeat rows 59 and 60

This page is the dark part of the chart



Union Jack with roses and thistles

Needlepoint pattern

Chart 4 of 4: columns 81 to 160, rows 61 to 120; gray squares repeat columns 79 and 80 and rows 59 and 60

This page is the dark part of the chart

