Circus tent alphabet

Needlepoint pattern | 182 x 182 stitches | 14 x 14 in (35.6 x 35.6 cm) on 13 mesh | 8 colors



Thread key

			stitches	yards	skeins of floss
●	**DMC 712**	Cream	20,187	192	30
■	**DMC 336**	Navy Blue	4,091	39	6
▲	**DMC 304**	Medium Red	3,955	38	6
◆	**DMC 745**	Light Pale Yellow	1,696	17	3
▼	**DMC 729**	Medium Old Gold	1,604	16	3
★	**DMC 814**	Dark Garnet	1,283	13	2
❖	**DMC 3823**	Ultra Pale Yellow	264	3	1
X	**DMC 3829**	Very Dark Old Gold	44	1	1

One chart square is one tent stitch over one canvas intersection.

Cut the canvas at least 18 x 18 in (45.7 x 45.7 cm) for 13 mesh: the design and 2 in (5.1 cm) of margin on every side.

33,124 stitches in all. Start from the center: a red arrow above the chart marks the center column, and one to the left of it the center row. The arrows are on the pages those lines cross.

The chart is on 5 pages, each cut to what is stitched: bare canvas has no page, and a join falls on plain ground where it can. Pages 2 and 3 are turned on their side, for a part that is wider than it is tall. Where chart pages join, gray squares repeat two rows or columns. The small picture at the top of each chart page shows which part it is.

Thread: six-strand floss, 7 or 8 strands in the needle on 13 mesh (counted at 8), about 52 skeins of 8.7 yd in all. Or pearl cotton size 3, 1 strand, about 23 skeins of 16.4 yd; or tapestry wool, 1 strand, about 40 skeins of 8.7 yd; or Persian wool, 2 strands, about 32 skeins of 8 yd. Wool is numbered differently: match it by eye. Needle: tapestry, size 20.

Yards and skeins are estimates: the thread a stitch takes on the front and back of 13 mesh canvas, plus 30 percent, rounded up for each color (about 319 yards in all, as the thread lies in the needle).

Thread colors are approximate screen matches to DMC numbers. Check against real thread before you buy.

Make it a pillow: also have backing fabric, an insert the size of the stitching or an inch larger, and cord or piping for the edge. The seam takes the last two rows: stitch two extra rows all round, or keep the edge plain. "How to finish a pillow" is a guide linked from this pattern's page.

For your own stitching, gifts and handmade pieces you sell. Do not resell or share this PDF or copies of it.

Circus tent alphabet

Needlepoint pattern

Chart 1 of 5: columns 1 to 91, rows 1 to 74

This page is the dark part of the chart

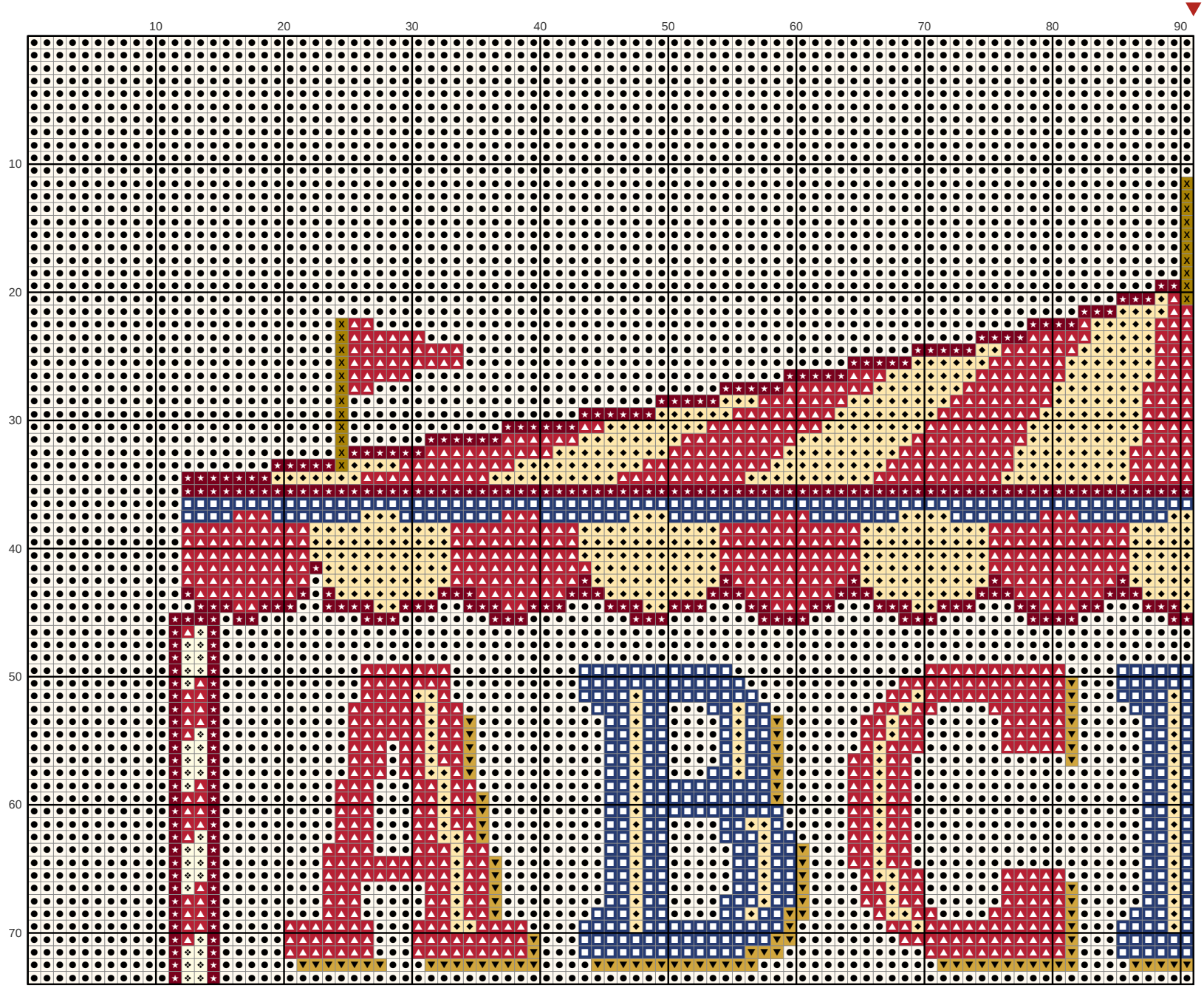

Key

- DMC 712 Cream
- DMC 336 Navy Blue
- DMC 304 Medium Red
- DMC 745 Light Pale Yellow
- DMC 729 Medium Old Gold
- DMC 814 Dark Garnet
- DMC 3823 Ultra Pale Yellow
- DMC 3829 Very Dark Old Gold

Circus tent alphabet

Needlepoint pattern

Chart 2 of 5: columns 92 to 182, rows 1 to 74; gray squares repeat columns 90 and 91

This page is the dark part of the chart



Key

- DMC 712 Cream
- DMC 336 Navy Blue
- DMC 304 Medium Red
- DMC 745 Light Pale Yellow
- DMC 729 Medium Old Gold
- DMC 814 Dark Garnet
- DMC 3823 Ultra Pale Yellow
- DMC 3829 Very Dark Old Gold

Circus tent alphabet

Needlepoint pattern

Chart 3 of 5: columns 1 to 61, rows 75 to 182; gray squares repeat rows 73 and 74

This page is the dark part of the chart

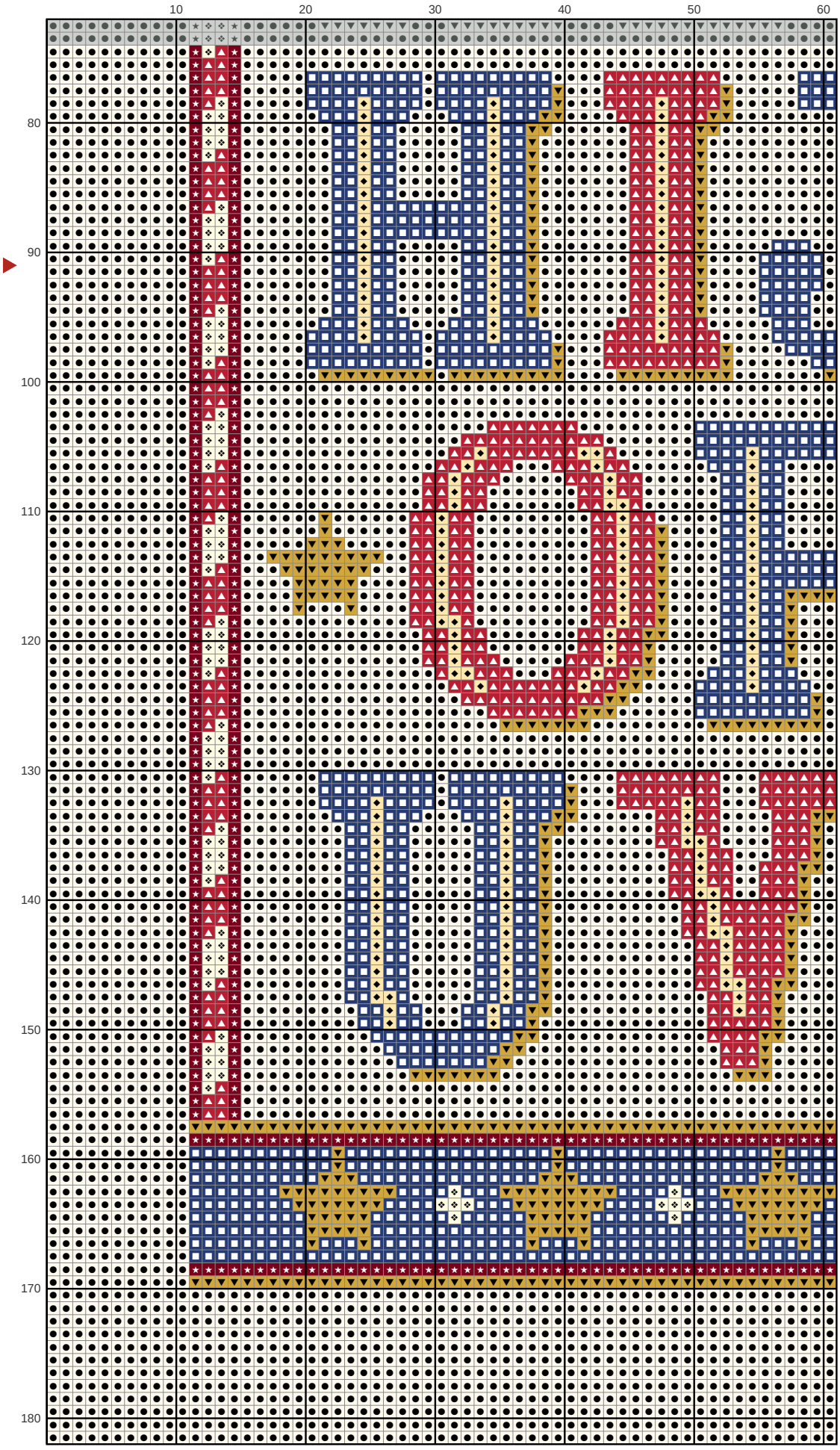

Key

- DMC 712 Cream
- DMC 336 Navy Blue
- DMC 304
- DMC 745
- DMC 729
- DMC 814
- DMC 3823

Circus tent alphabet

Needlepoint pattern

This page is the dark part of the chart

Chart 4 of 5: columns 62 to 122, rows 75 to 182; gray squares repeat columns 60 and 61 and rows 73 and 74



Key

- DMC 712
- DMC 336
- DMC 304
- DMC 745
- DMC 729
- DMC 814
- DMC 3823

Circus tent alphabet

Needlepoint pattern

This page is the dark part of the chart

Chart 5 of 5: columns 123 to 182, rows 75 to 182; gray squares repeat columns 121 and 122 and rows 73 and 74

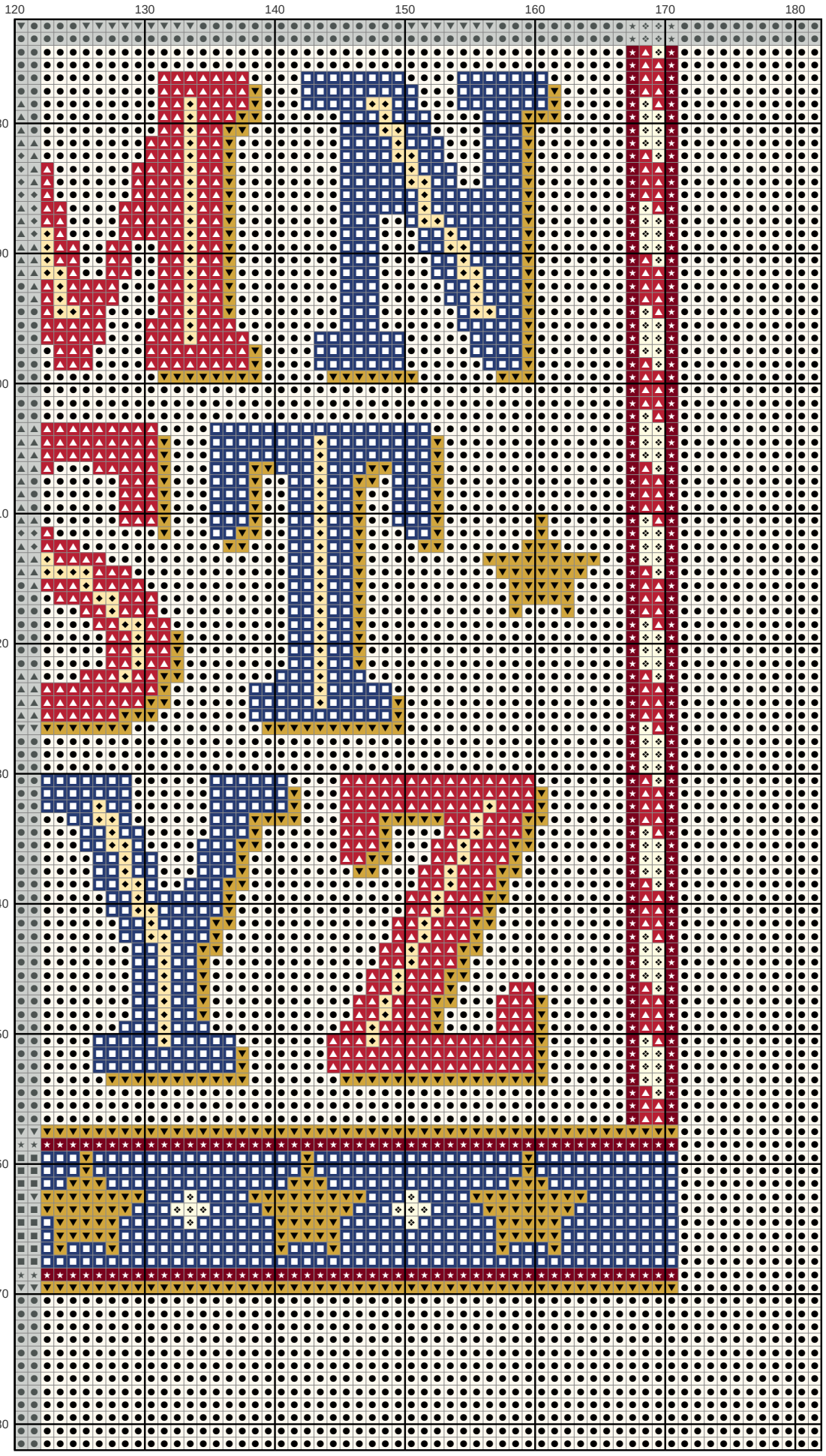

Key

- DMC 712 Cream
- DMC 336
- DMC 304
- DMC 745
- DMC 729
- DMC 814
- DMC 3823