Classic German alpine chalet

Needlepoint pattern | 90 x 126 stitches | 5 x 7 in (12.7 x 17.8 cm) on 18 mesh | 20 colors



How to stitch it



1. Each square is one tent stitch, up at 1, down at 2. Lines in continental, right to left, the canvas upside down for the next row; wide areas in basketweave.
2. Cut 18 in of thread. Start and end it without a knot left behind.
3. Mark the middle of the canvas. It is the outlined square on page 2, column 45, row 63 (DMC 3051): start there. Count threads, not holes.
4. Go on from it: picture first, background last. Gray squares are on two pages: stitch them once.
5. When it is done, block it square.

First time? How to needlepoint: flossfield.com/needlepoint/guides/how-to-start/
How to read a chart: flossfield.com/needlepoint/guides/how-to-read-a-chart/

What you need

Canvas: blank mono canvas, 18 mesh (18 threads to the inch), cut 9 in wide x 11 in high (22.9 x 27.9 cm).

Needle: blunt tapestry, size 22. Also masking tape for the cut edges, and small scissors.

Thread: six-strand floss, 20 colors, about 22 skeins in all (an estimate). Stitch with 4 strands (5 or 6 if canvas shows).

Frame it: acid-free board and a frame.
How to frame needlepoint.

Thread list, DMC

			stitches	skeins
●	3042	Light Antique Violet	1,707	2
■	3041	Medium Antique Violet	1,522	2
▲	778	Very Light Antique Mauve	1,092	1
◆	433	Medium Brown	721	1
▼	3051	Dark Green Gray	650	1
★	3740	Dark Antique Violet	642	1
❖	841	Light Beige Brown	635	1
X	938	Ultra Dark Coffee Brown	560	1
H	801	Dark Coffee Brown	544	1
+	948	Very Light Peach	490	1
=	3790	Ultra Dark Beige Gray	456	1
Z	224	Very Light Shell Pink	346	1
A	783	Medium Topaz	318	1
V	3722	Medium Shell Pink	317	1
T	739	Ultra Very Light Tan	293	1
N	3052	Medium Green Gray	280	1
S	435	Very Light Brown	247	1
K	347	Very Dark Salmon	225	1
E	780	Ultra Very Dark Topaz	164	1
C	3822	Light Straw	131	1

Skeins are estimates: the thread a stitch takes on the front and back of 18 mesh canvas, plus 30 percent, rounded up for each color.
Thread colors are approximate screen matches to DMC numbers. Check against real thread before you buy.
For your own stitching, gifts and handmade pieces you sell. Do not resell or share this PDF or copies of it.

Classic German alpine chalet

Needlepoint pattern

Columns 1 to 90, rows 1 to 67. Start at the red outline

This page is the dark part of the chart



Key

- DMC 3042 — Light Antique Violet
- DMC 3041 — Medium Antique Violet
- DMC 778 — Very Light Antique Mauve
- DMC 433 — Medium Brown
- DMC 3051 — Dark Green Gray
- DMC 3740 — Dark Antique Violet
- DMC 841 — Light Beige Brown
- DMC 938 — Ultra Dark Coffee Brown
- DMC 801 — Dark Coffee Brown
- DMC 948 — Very Light Peach
- DMC 224 — Very Light Shell Pink
- DMC 783 — Medium Topaz
- DMC 3722 — Medium Shell Pink
- DMC 739 — Ultra Very Light Tan
- DMC 435 — Very Light Brown
- DMC 347 — Very Dark Salmon

Classic German alpine chalet

Needlepoint pattern

Columns 1 to 90, rows 68 to 126. Gray squares: charted already, do not stitch again

This page is the dark part of the chart



Key

- DMC 3042 — Light Antique Violet
- DMC 3041 — Medium Antique Violet
- DMC 778 — Very Light Antique Mauve
- DMC 433 — Medium Brown
- DMC 3051 — Dark Green Gray
- DMC 3740 — Dark Antique Violet
- DMC 841 — Light Beige Brown
- DMC 938 — Ultra Dark Coffee Brown
- DMC 801 — Dark Coffee Brown
- DMC 3790 — Ultra Dark Beige Gray
- DMC 224 — Very Light Shell Pink
- DMC 783 — Medium Topaz
- DMC 3722 — Medium Shell Pink
- DMC 739 — Ultra Very Light Tan
- DMC 3052 — Medium Green Gray
- DMC 435 — Very Light Brown
- DMC 347 — Very Dark Salmon
- DMC 780 — Ultra Very Dark Topaz
- DMC 3822 — Light Straw