Classic anchor and rope on the shore

Needlepoint pattern | 90 x 126 stitches | 5 x 7 in (12.7 x 17.8 cm) on 18 mesh | 20 colors



How to stitch it



1. Each square is one tent stitch, up at 1, down at 2. Lines in continental, right to left, the canvas upside down for the next row; wide areas in basketweave.
2. Cut 18 in of thread. Start and end it without a knot left behind.
3. Mark the middle of the canvas. It is the outlined square on page 2, column 45, row 63 (DMC 3325): start there. Count threads, not holes.
4. Go on from it: picture first, background last. Gray squares are on two pages: stitch them once.
5. When it is done, block it square.

First time? How to needlepoint: flossfield.com/needlepoint/guides/how-to-start/
How to read a chart: flossfield.com/needlepoint/guides/how-to-read-a-chart/

What you need

Canvas: blank mono canvas, 18 mesh (18 threads to the inch), cut 9 in wide x 11 in high (22.9 x 27.9 cm).

Needle: blunt tapestry, size 22. Also masking tape for the cut edges, and small scissors.

Thread: six-strand floss, 20 colors, about 22 skeins in all (an estimate). Stitch with 4 strands (5 or 6 if canvas shows).

Frame it: acid-free board and a frame.
How to frame needlepoint.

Thread list, DMC

			stitches	skeins
●	**3325**	Light Baby Blue	1,733	2
■	**739**	Ultra Very Light Tan	1,572	2
▲	**3841**	Pale Baby Blue	1,187	1
◆	**437**	Light Tan	750	1
▼	**3865**	Winter White	687	1
★	**801**	Dark Coffee Brown	586	1
❖	**948**	Very Light Peach	548	1
X	**754**	Light Peach	541	1
H	**3750**	Very Dark Antique Blue	537	1
+	**597**	Turquoise	503	1
=	**3765**	Very Dark Peacock Blue	502	1
Z	**931**	Medium Antique Blue	466	1
A	**435**	Very Light Brown	396	1
V	**939**	Very Dark Navy Blue	360	1
T	**738**	Very Light Tan	327	1
N	**3346**	Hunter Green	210	1
S	**3743**	Very Light Antique Violet	158	1
K	**351**	Coral	142	1
E	**3042**	Light Antique Violet	88	1
C	**920**	Medium Copper	47	1

Skeins are estimates: the thread a stitch takes on the front and back of 18 mesh canvas, plus 30 percent, rounded up for each color.
Thread colors are approximate screen matches to DMC numbers. Check against real thread before you buy.
For your own stitching, gifts and handmade pieces you sell. Do not resell or share this PDF or copies of it.

Classic anchor and rope on the shore

Needlepoint pattern

Columns 1 to 90, rows 1 to 67. Start at the red outline

This page is the dark part of the chart



Key

- ● **DMC 3325** Light Baby Blue
- ■ **DMC 739** Ultra Very Light Tan
- ▲ **DMC 3841** Pale Baby Blue
- ◆ **DMC 437** Light Tan
- ▼ **DMC 3865** Winter White
- ★ **DMC 801** Dark Coffee Brown
- ❖ **DMC 948** Very Light Peach
- X **DMC 754** Light Peach
- H **DMC 3750** Very Dark Antique Blue
- = **DMC 3765** Very Dark Peacock Blue
- Z **DMC 931** Medium Antique Blue
- A **DMC 435** Very Light Brown
- V **DMC 939** Very Dark Navy Blue
- S **DMC 3743** Very Light Antique Violet
- K **DMC 351** Coral
- C **DMC 920** Medium Copper

Classic anchor and rope on the shore

Needlepoint pattern

Columns 1 to 90, rows 68 to 126. Gray squares: charted already, do not stitch again

This page is the dark part of the chart



Key

- ● **DMC 3325** Light Baby Blue
- ■ **DMC 739** Ultra Very Light Tan
- ◆ **DMC 437** Light Tan
- ▼ **DMC 3865** Winter White
- ★ **DMC 801** Dark Coffee Brown
- X **DMC 754** Light Peach
- H **DMC 3750** Very Dark Antique Blue
- \+ **DMC 597** Turquoise
- = **DMC 3765** Very Dark Peacock Blue
- Z **DMC 931** Medium Antique Blue
- A **DMC 435** Very Light Brown
- V **DMC 939** Very Dark Navy Blue
- T **DMC 738** Very Light Tan
- N **DMC 3346** Hunter Green
- K **DMC 351** Coral
- E **DMC 3042** Light Antique Violet
- C **DMC 920** Medium Copper