Classic antique car with roses

Needlepoint pattern | 72 x 72 stitches | 4 x 4 in (10.2 x 10.2 cm) on 18 mesh | 16 colors



How to stitch it



1. Each square is one tent stitch, up at 1, down at 2. Lines in continental, right to left, the canvas upside down for the next row; wide areas in basketweave.
2. Cut 18 in of thread. Start and end it without a knot left behind.
3. Mark the middle of the canvas. It is the outlined square, column 36, row 36 (DMC 680): start there. Count threads, not holes.
4. Go on from it: picture first, background last. End the thread before crossing another color.
5. Last, two more rows all round in DMC 934: the board's edge hides them.

First time? How to needlepoint: flossfield.com/needlepoint/guides/how-to-start/
How to read a chart: flossfield.com/needlepoint/guides/how-to-read-a-chart/

What you need

Canvas: blank mono canvas, 18 mesh (18 threads to the inch), cut 8.5 in square (21.6 cm).

Needle: blunt tapestry, size 22. Also masking tape for the cut edges, and small scissors.

Thread: six-strand floss, 16 colors, about 18 skeins in all (an estimate). Stitch with 4 strands (5 or 6 if canvas shows).

Make it an ornament: board, thin batting, backing fabric and twisted cord.
How to finish an ornament.

Thread list, DMC

			stitches	skeins
●	**934**	Black Avocado Green	2,331	3
■	**154**	Very Dark Grape	398	1
▲	**3687**	Mauve	343	1
◆	**680**	Dark Old Gold	318	1
▼	**902**	Very Dark Garnet	303	1
★	**3688**	Medium Mauve	270	1
❖	**3689**	Light Mauve	255	1
X	**648**	Light Beaver Gray	168	1
H	**470**	Light Avocado Green	161	1
+	**469**	Avocado Green	147	1
=	**676**	Light Old Gold	121	1
Z	**646**	Dark Beaver Gray	101	1
A	**936**	Very Dark Avocado Green	90	1
V	**869**	Very Dark Hazelnut Brown	81	1
T	**3777**	Very Dark Terra Cotta	81	1
N	**677**	Very Light Old Gold	16	1

Skeins are estimates, with the two extra rows: the thread a stitch takes on the front and back of 18 mesh canvas, plus 30 percent, rounded up for each color.

Thread colors are approximate screen matches to DMC numbers. Check against real thread before you buy.

For your own stitching, gifts and handmade pieces you sell. Do not resell or share this PDF or copies of it.

Classic antique car with roses

Needlepoint pattern

Chart: 72 x 72 stitches. Start at the red outline



Key

- **DMC 934** Black Avocado Green
- **DMC 154** Very Dark Grape
- **DMC 3687** Mauve
- **DMC 680** Dark Old Gold
- **DMC 902** Very Dark Garnet
- **DMC 3688** Medium Mauve
- **DMC 3689** Light Mauve
- **DMC 648** Light Beaver Gray
- **DMC 470** Light Avocado Green
- **DMC 469** Avocado Green
- **DMC 676** Light Old Gold
- **DMC 646** Dark Beaver Gray
- **DMC 936** Very Dark Avocado Green
- **DMC 869** Very Dark Hazelnut Brown
- **DMC 3777** Very Dark Terra Cotta
- **DMC 677** Very Light Old Gold