Classic basket of apples

Needlepoint pattern | 90 x 126 stitches | 5 x 7 in (12.7 x 17.8 cm) on 18 mesh | 20 colors



How to stitch it



1. Each square is one tent stitch, up at 1, down at 2. Lines in continental, right to left, the canvas upside down for the next row; wide areas in basketweave.
2. Cut 18 in of thread. Start and end it without a knot left behind.
3. Mark the middle of the canvas. It is the outlined square on page 2, column 45, row 63 (DMC 3822): start there. Count threads, not holes.
4. Go on from it: picture first, background last. Gray squares are on two pages: stitch them once.
5. When it is done, block it square.

First time? How to needlepoint: flossfield.com/needlepoint/guides/how-to-start/
How to read a chart: flossfield.com/needlepoint/guides/how-to-read-a-chart/

What you need

Canvas: blank mono canvas, 18 mesh (18 threads to the inch), cut 9 in wide x 11 in high (22.9 x 27.9 cm).

Needle: blunt tapestry, size 22. Also masking tape for the cut edges, and small scissors.

Thread: six-strand floss, 20 colors, about 22 skeins in all (an estimate). Stitch with 4 strands (5 or 6 if canvas shows).

Frame it: acid-free board and a frame.
How to frame needlepoint.

Thread list, DMC

			stitches	skeins
●	3768	Dark Gray Green	1,845	2
□	924	Very Dark Gray Green	1,629	2
▲	433	Medium Brown	1,079	1
◆	926	Medium Gray Green	1,051	1
▼	436	Tan	1,039	1
★	801	Dark Coffee Brown	970	1
❖	435	Very Light Brown	735	1
X	321	Red	578	1
H	3822	Light Straw	570	1
+	3852	Very Dark Straw	286	1
=	322	Dark Baby Blue	255	1
Z	470	Light Avocado Green	247	1
A	815	Medium Garnet	197	1
V	919	Red Copper	181	1
T	3328	Dark Salmon	156	1
N	937	Medium Avocado Green	148	1
S	ECRU	Ecru	137	1
K	472	Ultra Light Avocado Green	108	1
E	921	Copper	74	1
C	312	Very Dark Baby Blue	55	1

Skeins are estimates: the thread a stitch takes on the front and back of 18 mesh canvas, plus 30 percent, rounded up for each color.
Thread colors are approximate screen matches to DMC numbers. Check against real thread before you buy.
For your own stitching, gifts and handmade pieces you sell. Do not resell or share this PDF or copies of it.

Classic basket of apples

Needlepoint pattern

Columns 1 to 90, rows 1 to 67. Start at the red outline

This page is the dark part of the chart



Key

- **DMC 3768** Dark Gray Green
- **DMC 924** Very Dark Gray Green
- **DMC 433** Medium Brown
- **DMC 926** Medium Gray Green
- **DMC 436** Tan
- **DMC 801** Dark Coffee Brown
- **DMC 435** Very Light Brown
- **X DMC 321** Red
- **H DMC 3822** Light Straw
- **+ DMC 3852** Very Dark Straw
- **= DMC 322** Dark Baby Blue
- **Z DMC 470** Light Avocado Green
- **A DMC 815** Medium Garnet
- **V DMC 919** Red Copper
- **T DMC 3328** Dark Salmon
- **N DMC 937** Medium Avocado Green
- **S DMC ECRU** Ecru
- **K DMC 472** Ultra Light Avocado Green
- **E DMC 921** Copper

Classic basket of apples

Needlepoint pattern

Columns 1 to 90, rows 68 to 126. Gray squares: charted already, do not stitch again

This page is the dark part of the chart



Key

- ● **DMC 3768** Dark Gray Green
- □ **DMC 924** Very Dark Gray Green
- ▲ **DMC 433** Medium Brown
- ◆ **DMC 926** Medium Gray Green
- ▼ **DMC 436** Tan
- ★ **DMC 801** Dark Coffee Brown
- ❖ **DMC 435** Very Light Brown
- X **DMC 321** Red
- H **DMC 3822** Light Straw
- \+ **DMC 3852** Very Dark Straw
- = **DMC 322** Dark Baby Blue
- Z **DMC 470** Light Avocado Green
- A **DMC 815** Medium Garnet
- V **DMC 919** Red Copper
- T **DMC 3328** Dark Salmon
- N **DMC 937** Medium Avocado Green
- S **DMC ECRU** Ecru
- C **DMC 312** Very Dark Baby Blue