Classic apple core with seedling

Needlepoint pattern | 90 x 90 stitches | 5 x 5 in (12.7 x 12.7 cm) on 18 mesh | 18 colors



How to stitch it



1. Each square is one tent stitch, up at 1, down at 2. Lines in continental, right to left, the canvas upside down for the next row; wide areas in basketweave.
2. Cut 18 in of thread. Start and end it without a knot left behind.
3. Mark the middle of the canvas. It is the outlined square on page 2, column 45, row 45 (DMC 930): start there. Count threads, not holes.
4. Go on from it: picture first, background last. Gray squares are on two pages: stitch them once.
5. Last, two more rows all round, each stitch in the color it lies beside: the opening's edge hides them.

First time? How to needlepoint: flossfield.com/needlepoint/guides/how-to-start/
How to read a chart: flossfield.com/needlepoint/guides/how-to-read-a-chart/

What you need

Canvas: blank mono canvas, 18 mesh (18 threads to the inch), cut 9.5 in square (24.1 cm).

Needle: blunt tapestry, size 22. Also masking tape for the cut edges, and small scissors.

Thread: six-strand floss, 18 colors, about 22 skeins in all (an estimate). Stitch with 4 strands (5 or 6 if canvas shows).

Fit it into a lid: the box or tray, acid-free board and backing. Measure the opening first.
How to fit it into a lid.

Thread list, DMC

			stitches	skeins
●	**930**	Dark Antique Blue	3,417	4
■	**437**	Light Tan	1,177	2
▲	**435**	Very Light Brown	524	1
◆	**739**	Ultra Very Light Tan	513	1
▼	**347**	Very Dark Salmon	309	1
★	**921**	Copper	283	1
❖	**3328**	Dark Salmon	243	1
X	**816**	Garnet	231	1
H	**3345**	Dark Hunter Green	220	1
+	**918**	Dark Red Copper	205	1
=	**3371**	Black Brown	203	1
Z	**3347**	Medium Yellow Green	194	1
A	**402**	Very Light Mahogany	182	1
V	**931**	Medium Antique Blue	172	1
T	**3348**	Light Yellow Green	103	1
N	**902**	Very Dark Garnet	58	1
S	**712**	Cream	42	1
K	**353**	Peach	24	1

Skeins are estimates, with the two extra rows: the thread a stitch takes on the front and back of 18 mesh canvas, plus 30 percent, rounded up for each color.

Thread colors are approximate screen matches to DMC numbers. Check against real thread before you buy.

For your own stitching, gifts and handmade pieces you sell. Do not resell or share this PDF or copies of it.

Classic apple core with seedling

Needlepoint pattern

Columns 1 to 49, rows 1 to 90. Start at the red outline

This page is the dark part of the chart



Key

- DMC 930 Dark Antique Blue
- DMC 437 Light Tan
- DMC 435 Very Light Brown
- DMC 739 Ultra Very Light Tan
- DMC 347 Very Dark Salmon
- DMC 3328 Dark Salmon
- DMC 816 Garnet
- DMC 918 Dark Red Copper
- DMC 3371 Black Brown
- DMC 931 Medium Antique Blue
- DMC 902 Very Dark Garnet
- DMC 712 Cream
- DMC 353 Peach

Classic apple core with seedling

Needlepoint pattern

Columns 50 to 90, rows 1 to 90. Gray squares: charted already, do not stitch again

This page is the dark part of the chart



Key

- **DMC 930** Dark Antique Blue
- **DMC 437** Light Tan
- **DMC 435** Very Light Brown
- **DMC 739** Ultra Very Light Tan
- **DMC 921** Copper
- **DMC 816** Garnet
- **DMC 3345** Dark Hunter Green
- **DMC 918** Dark Red Copper
- **DMC 3371** Black Brown
- **DMC 3347** Medium Yellow Green
- **DMC 402** Very Light Mahogany
- **DMC 931** Medium Antique Blue
- **DMC 3348** Light Yellow Green
- **DMC 902** Very Dark Garnet