Classic aquarium with freshwater fish

Needlepoint pattern | 90 x 126 stitches | 5 x 7 in (12.7 x 17.8 cm) on 18 mesh | 20 colors



How to stitch it



1. Each square is one tent stitch, up at 1, down at 2. Lines in continental, right to left, the canvas upside down for the next row; wide areas in basketweave.
2. Cut 18 in of thread. Start and end it without a knot left behind.
3. Mark the middle of the canvas. It is the outlined square on page 2, column 45, row 63 (DMC 3809): start there. Count threads, not holes.
4. Go on from it: picture first, background last. Gray squares are on two pages: stitch them once.
5. When it is done, block it square.

First time? How to needlepoint: flossfield.com/needlepoint/guides/how-to-start/
How to read a chart: flossfield.com/needlepoint/guides/how-to-read-a-chart/

What you need

Canvas: blank mono canvas, 18 mesh (18 threads to the inch), cut 9 in wide x 11 in high (22.9 x 27.9 cm).

Needle: blunt tapestry, size 22. Also masking tape for the cut edges, and small scissors.

Thread: six-strand floss, 20 colors, about 22 skeins in all (an estimate). Stitch with 4 strands (5 or 6 if canvas shows).

Frame it: acid-free board and a frame.
How to frame needlepoint.

Thread list, DMC

			stitches	skeins
●	3726	Dark Antique Mauve	2,154	2
■	435	Very Light Brown	1,390	2
▲	3811	Very Light Turquoise	1,126	1
◆	3799	Very Dark Pewter Gray	1,034	1
▼	597	Turquoise	840	1
★	310	Black	718	1
❖	433	Medium Brown	652	1
X	3809	Very Dark Turquoise	627	1
H	738	Very Light Tan	545	1
+	3865	Winter White	481	1
=	3727	Light Antique Mauve	293	1
Z	321	Red	280	1
A	815	Medium Garnet	211	1
V	742	Light Tangerine	180	1
T	900	Dark Burnt Orange	168	1
N	3345	Dark Hunter Green	167	1
S	160	Medium Gray Blue	143	1
K	159	Light Gray Blue	121	1
E	3347	Medium Yellow Green	112	1
C	970	Light Pumpkin	98	1

Skeins are estimates: the thread a stitch takes on the front and back of 18 mesh canvas, plus 30 percent, rounded up for each color.
Thread colors are approximate screen matches to DMC numbers. Check against real thread before you buy.
For your own stitching, gifts and handmade pieces you sell. Do not resell or share this PDF or copies of it.

Classic aquarium with freshwater fish

Needlepoint pattern

Columns 1 to 90, rows 1 to 67. Start at the red outline

This page is the dark part of the chart



Key

- DMC 3726 Dark Antique Mauve
- DMC 435 Very Light Brown
- DMC 3811 Very Light Turquoise
- DMC 3799 Very Dark Pewter Gray
- DMC 597 Turquoise
- DMC 310 Black
- DMC 433 Medium Brown
- DMC 3809 Very Dark Turquoise
- DMC 738 Very Light Tan
- DMC 3865 Winter White
- DMC 3727 Light Antique Mauve
- DMC 321 Red
- DMC 815 Medium Garnet
- DMC 742 Light Tangerine
- DMC 900 Dark Burnt Orange
- DMC 3345 Dark Hunter Green
- DMC 160 Medium Gray Blue
- DMC 159 Light Gray Blue
- DMC 3347 Medium Yellow Green
- DMC 970 Light Pumpkin

Classic aquarium with freshwater fish

Needlepoint pattern

Columns 1 to 90, rows 68 to 126. Gray squares: charted already, do not stitch again

This page is the dark part of the chart



Key

- **DMC 3726** Dark Antique Mauve
- **DMC 435** Very Light Brown
- **DMC 3811** Very Light Turquoise
- **DMC 3799** Very Dark Pewter Gray
- **DMC 597** Turquoise
- **DMC 310** Black
- **DMC 433** Medium Brown
- **DMC 3809** Very Dark Turquoise
- **DMC 738** Very Light Tan
- **DMC 3727** Light Antique Mauve
- **DMC 321** Red
- **DMC 815** Medium Garnet
- **DMC 742** Light Tangerine
- **DMC 3345** Dark Hunter Green
- **DMC 160** Medium Gray Blue
- **DMC 159** Light Gray Blue
- **DMC 3347** Medium Yellow Green