Classic archery target in a meadow

Needlepoint pattern | 90 x 126 stitches | 5 x 7 in (12.7 x 17.8 cm) on 18 mesh | 20 colors



How to stitch it



1. Each square is one tent stitch, up at 1, down at 2. Lines in continental, right to left, the canvas upside down for the next row; wide areas in basketweave.
2. Cut 18 in of thread. Start and end it without a knot left behind.
3. Mark the middle of the canvas. It is the outlined square on page 2, column 45, row 63 (DMC 931): start there. Count threads, not holes.
4. Go on from it: picture first, background last. Gray squares are on two pages: stitch them once.
5. When it is done, block it square.

First time? How to needlepoint: flossfield.com/needlepoint/guides/how-to-start/
How to read a chart: flossfield.com/needlepoint/guides/how-to-read-a-chart/

What you need

Canvas: blank mono canvas, 18 mesh (18 threads to the inch), cut 9 in wide x 11 in high (22.9 x 27.9 cm).

Needle: blunt tapestry, size 22. Also masking tape for the cut edges, and small scissors.

Thread: six-strand floss, 20 colors, about 21 skeins in all (an estimate). Stitch with 4 strands (5 or 6 if canvas shows).

Frame it: acid-free board and a frame.
How to frame needlepoint.

Thread list, DMC

			stitches	skeins
●	**932**	Light Antique Blue	1,706	2
■	**712**	Cream	1,065	1
▲	**3051**	Dark Green Gray	997	1
◆	**3828**	Hazelnut Brown	780	1
▼	**869**	Very Dark Hazelnut Brown	755	1
★	**3752**	Very Light Antique Blue	681	1
❖	**3012**	Medium Khaki Green	674	1
X	**931**	Medium Antique Blue	595	1
H	**3750**	Very Dark Antique Blue	545	1
+	**3031**	Very Dark Mocha Brown	514	1
=	**3011**	Dark Khaki Green	511	1
Z	**945**	Tawny	488	1
A	**347**	Very Dark Salmon	442	1
V	**934**	Black Avocado Green	373	1
T	**734**	Light Olive Green	314	1
N	**3777**	Very Dark Terra Cotta	238	1
S	**758**	Very Light Terra Cotta	237	1
K	**676**	Light Old Gold	230	1
E	**3042**	Light Antique Violet	100	1
C	**3820**	Dark Straw	95	1

Skeins are estimates: the thread a stitch takes on the front and back of 18 mesh canvas, plus 30 percent, rounded up for each color.
Thread colors are approximate screen matches to DMC numbers. Check against real thread before you buy.
For your own stitching, gifts and handmade pieces you sell. Do not resell or share this PDF or copies of it.

Classic archery target in a meadow

Needlepoint pattern

Columns 1 to 90, rows 1 to 67. Start at the red outline

This page is the dark part of the chart



Key

- DMC 932 — Light Antique Blue
- DMC 712 — Cream
- DMC 3051 — Dark Green Gray
- DMC 3828 — Hazelnut Brown
- DMC 869 — Very Dark Hazelnut Brown
- DMC 3752 — Very Light Antique Blue
- DMC 3012 — Medium Khaki Green
- DMC 931 — Medium Antique Blue
- DMC 3750 — Very Dark Antique Blue
- DMC 3031 — Very Dark Mocha Brown
- DMC 945 — Tawny
- DMC 347 — Very Dark Salmon
- DMC 734 — Light Olive Green
- DMC 3777 — Very Dark Terra Cotta
- DMC 758 — Very Light Terra Cotta
- DMC 676 — Light Old Gold
- DMC 3042 — Light Antique Violet
- DMC 3820 — Dark Straw

Classic archery target in a meadow

Needlepoint pattern

Columns 1 to 90, rows 68 to 126. Gray squares: charted already, do not stitch again

This page is the dark part of the chart



Key

- ■ **DMC 712** Cream
- ▲ **DMC 3051** Dark Green Gray
- ◆ **DMC 3828** Hazelnut Brown
- ▼ **DMC 869** Very Dark Hazelnut Brown
- ★ **DMC 3752** Very Light Antique Blue
- ❖ **DMC 3012** Medium Khaki Green
- X **DMC 931** Medium Antique Blue
- H **DMC 3750** Very Dark Antique Blue
- \+ **DMC 3031** Very Dark Mocha Brown
- = **DMC 3011** Dark Khaki Green
- Z **DMC 945** Tawny
- A **DMC 347** Very Dark Salmon
- V **DMC 934** Black Avocado Green
- T **DMC 734** Light Olive Green
- N **DMC 3777** Very Dark Terra Cotta
- S **DMC 758** Very Light Terra Cotta
- K **DMC 676** Light Old Gold
- C **DMC 3820** Dark Straw