Classic artichoke on its stem

Needlepoint pattern | 90 x 126 stitches | 5 x 7 in (12.7 x 17.8 cm) on 18 mesh | 15 colors



How to stitch it



1. Each square is one tent stitch, up at 1, down at 2. Lines in continental, right to left, the canvas upside down for the next row; wide areas in basketweave.
2. Cut 18 in of thread. Start and end it without a knot left behind.
3. Mark the middle of the canvas. It is the outlined square on page 2, column 45, row 63 (DMC 3362): start there. Count threads, not holes.
4. Go on from it: picture first, background last. Gray squares are on two pages: stitch them once.
5. When it is done, block it square.

First time? How to needlepoint: flossfield.com/needlepoint/guides/how-to-start/
How to read a chart: flossfield.com/needlepoint/guides/how-to-read-a-chart/

What you need

Canvas: blank mono canvas, 18 mesh (18 threads to the inch), cut 9 in wide x 11 in high (22.9 x 27.9 cm).

Needle: blunt tapestry, size 22. Also masking tape for the cut edges, and small scissors.

Thread: six-strand floss, 15 colors, about 19 skeins in all (an estimate). Stitch with 4 strands (5 or 6 if canvas shows).

Frame it: acid-free board and a frame.
How to frame needlepoint.

Thread list, DMC

			stitches	skeins
●	**3371**	Black Brown	4,971	4
■	**524**	Very Light Fern Green	1,308	2
▲	**522**	Fern Green	990	1
◆	**3362**	Dark Pine Green	900	1
▼	**934**	Black Avocado Green	868	1
★	**935**	Dark Avocado Green	417	1
❖	**988**	Medium Forest Green	378	1
X	**989**	Forest Green	369	1
H	**772**	Very Light Yellow Green	353	1
+	**986**	Very Dark Forest Green	248	1
=	**3836**	Light Grape	223	1
Z	**3835**	Medium Grape	139	1
A	**3834**	Dark Grape	105	1
V	**153**	Very Light Violet	67	1
T	**3865**	Winter White	4	1

Skeins are estimates: the thread a stitch takes on the front and back of 18 mesh canvas, plus 30 percent, rounded up for each color.
Thread colors are approximate screen matches to DMC numbers. Check against real thread before you buy.
For your own stitching, gifts and handmade pieces you sell. Do not resell or share this PDF or copies of it.

Classic artichoke on its stem

Needlepoint pattern

Columns 1 to 90, rows 1 to 67. Start at the red outline

This page is the dark part of the chart



Key

- **DMC 3371** Black Brown
- **DMC 524** Very Light Fern Green
- **DMC 522** Fern Green
- **DMC 3362** Dark Pine Green
- **DMC 934** Black Avocado Green
- **DMC 935** Dark Avocado Green
- **DMC 988** Medium Forest Green
- **DMC 989** Forest Green
- **DMC 772** Very Light Yellow Green
- **DMC 986** Very Dark Forest Green
- **DMC 3836** Light Grape
- **DMC 3835** Medium Grape
- **DMC 3834** Dark Grape
- **DMC 153** Very Light Violet
- **DMC 3865** Winter White

Classic artichoke on its stem

Needlepoint pattern

Columns 1 to 90, rows 68 to 126. Gray squares: charted already, do not stitch again

This page is the dark part of the chart

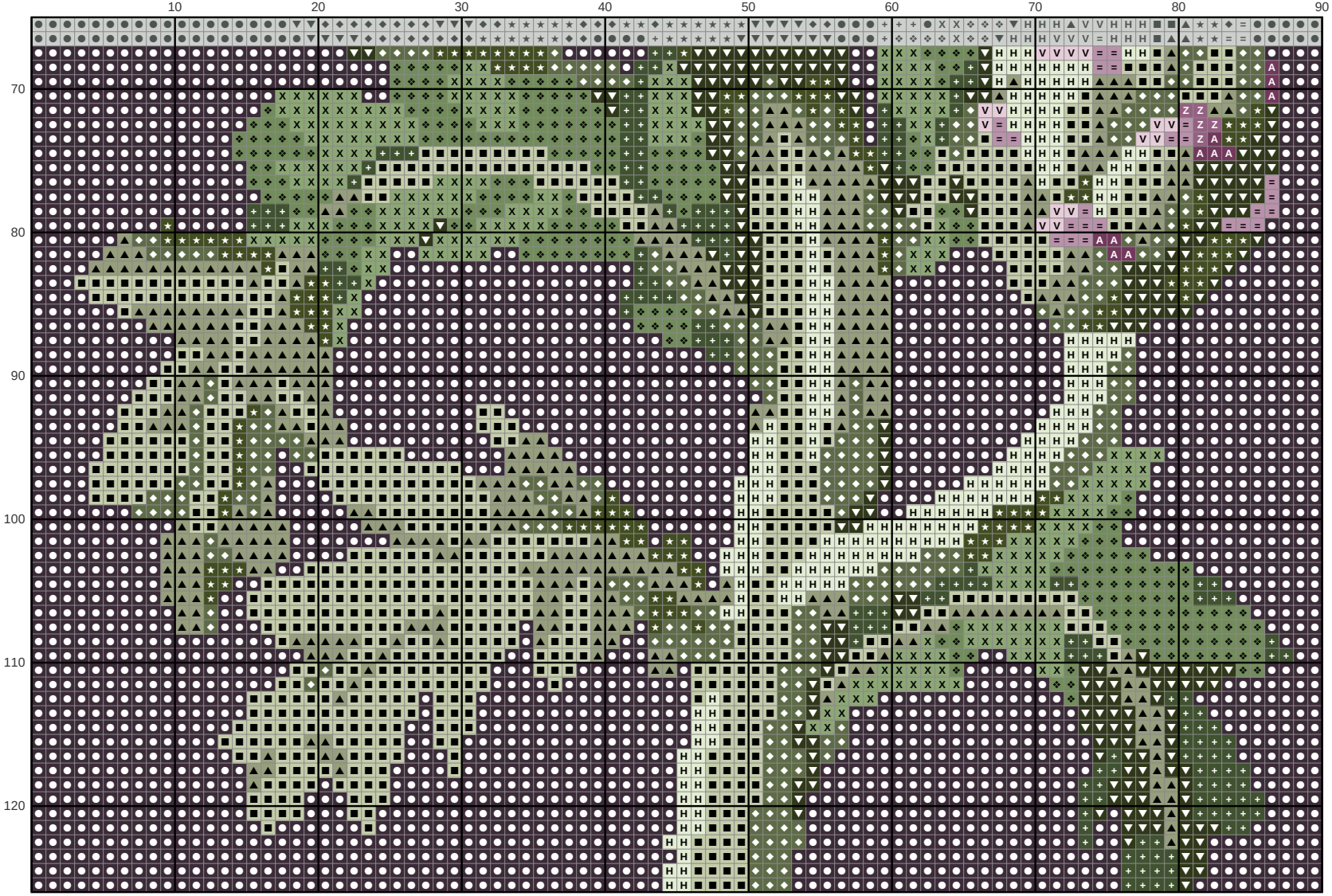

Key

- **DMC 3371** Black Brown
- **DMC 524** Very Light Fern Green
- **DMC 522** Fern Green
- **DMC 3362** Dark Pine Green
- **DMC 934** Black Avocado Green
- **DMC 935** Dark Avocado Green
- **DMC 988** Medium Forest Green
- **DMC 989** Forest Green
- **DMC 772** Very Light Yellow Green
- **DMC 986** Very Dark Forest Green
- **DMC 3836** Light Grape
- **DMC 3835** Medium Grape
- **DMC 3834** Dark Grape
- **DMC 153** Very Light Violet