Classic astronaut watching the Earth

Needlepoint pattern | 90 x 126 stitches | 5 x 7 in (12.7 x 17.8 cm) on 18 mesh | 20 colors



How to stitch it



1. Each square is one tent stitch, up at 1, down at 2. Lines in continental, right to left, the canvas upside down for the next row; wide areas in basketweave.
2. Cut 18 in of thread. Start and end it without a knot left behind.
3. Mark the middle of the canvas. It is the outlined square on page 2, column 45, row 63 (DMC 824): start there. Count threads, not holes.
4. Go on from it: picture first, background last. Gray squares are on two pages: stitch them once.
5. When it is done, block it square.

First time? How to needlepoint: flossfield.com/needlepoint/guides/how-to-start/
How to read a chart: flossfield.com/needlepoint/guides/how-to-read-a-chart/

What you need

Canvas: blank mono canvas, 18 mesh (18 threads to the inch), cut 9 in wide x 11 in high (22.9 x 27.9 cm).

Needle: blunt tapestry, size 22. Also masking tape for the cut edges, and small scissors.

Thread: six-strand floss, 20 colors, about 21 skeins in all (an estimate). Stitch with 4 strands (5 or 6 if canvas shows).

Frame it: acid-free board and a frame.
How to frame needlepoint.

Thread list, DMC

			stitches	skeins
●	939	Very Dark Navy Blue	2,055	2
■	168	Very Light Pewter	1,247	1
▲	746	Off White	1,211	1
◆	169	Light Pewter	1,018	1
▼	826	Medium Blue	661	1
★	813	Light Blue	659	1
❖	824	Very Dark Blue	613	1
X	3750	Very Dark Antique Blue	438	1
H	32	Dark Blueberry	430	1
+	3363	Medium Pine Green	413	1
=	3799	Very Dark Pewter Gray	412	1
Z	3782	Light Mocha Brown	351	1
A	437	Light Tan	336	1
V	310	Black	316	1
T	922	Light Copper	293	1
N	739	Ultra Very Light Tan	220	1
S	29	Eggplant	201	1
K	433	Medium Brown	195	1
E	920	Medium Copper	140	1
C	747	Very Light Sky Blue	131	1

Skeins are estimates: the thread a stitch takes on the front and back of 18 mesh canvas, plus 30 percent, rounded up for each color.
Thread colors are approximate screen matches to DMC numbers. Check against real thread before you buy.
For your own stitching, gifts and handmade pieces you sell. Do not resell or share this PDF or copies of it.

Classic astronaut watching the Earth

Needlepoint pattern

Columns 1 to 90, rows 1 to 67. Start at the red outline

This page is the dark part of the chart



Key

- **DMC 939** Very Dark Navy Blue
- **DMC 168** Very Light Pewter
- **DMC 746** Off White
- **DMC 169** Light Pewter
- **DMC 826** Medium Blue
- **DMC 813** Light Blue
- **DMC 824** Very Dark Blue
- **DMC 3750** Very Dark Antique Blue
- **DMC 32** Dark Blueberry
- **DMC 3363** Medium Pine Green
- **DMC 3782** Light Mocha Brown
- **DMC 437** Light Tan
- **DMC 310** Black
- **DMC 433** Medium Brown
- **DMC 920** Medium Copper
- **DMC 747** Very Light Sky Blue

Classic astronaut watching the Earth

Needlepoint pattern

Columns 1 to 90, rows 68 to 126. Gray squares: charted already, do not stitch again

This page is the dark part of the chart

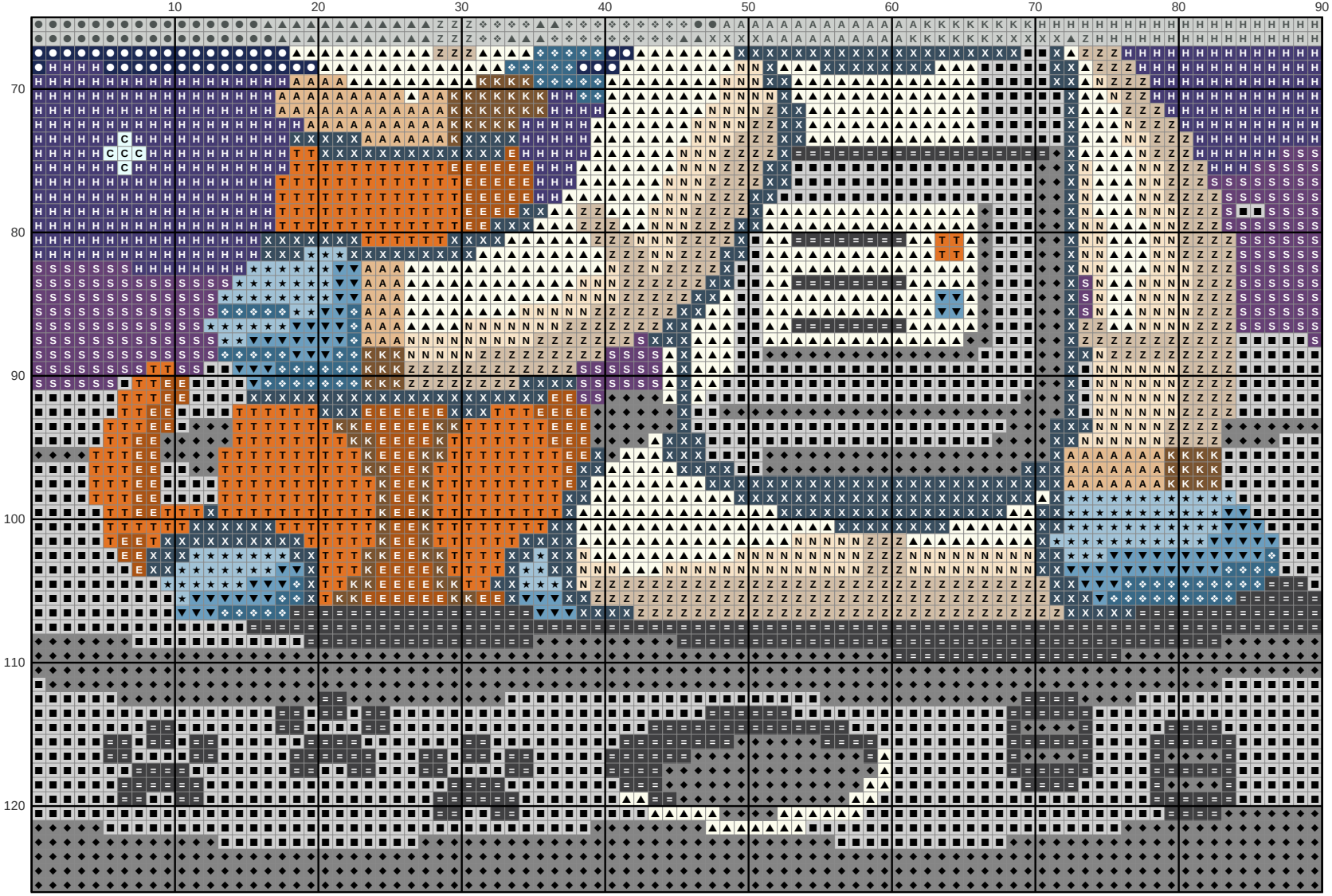

Key

- **DMC 939** Very Dark Navy Blue
- **DMC 168** Very Light Pewter
- **DMC 746** Off White
- **DMC 169** Light Pewter
- **DMC 826** Medium Blue
- **DMC 813** Light Blue
- **DMC 824** Very Dark Blue
- **DMC 3750** Very Dark Antique Blue
- **DMC 32** Dark Blueberry
- **DMC 3799** Very Dark Pewter Gray
- **DMC 3782** Light Mocha Brown
- **DMC 437** Light Tan
- **DMC 922** Light Copper
- **DMC 739** Ultra Very Light Tan
- **DMC 29** Eggplant
- **DMC 433** Medium Brown
- **DMC 920** Medium Copper
- **DMC 747** Very Light Sky Blue