Classic baby bib

Needlepoint pattern | 90 x 90 stitches | 5 x 5 in (12.7 x 12.7 cm) on 18 mesh | 18 colors



How to stitch it



1. Each square is one tent stitch, up at 1, down at 2. Lines in continental, right to left, the canvas upside down for the next row; wide areas in basketweave.
2. Cut 18 in of thread. Start and end it without a knot left behind.
3. Mark the middle of the canvas. It is the outlined square on page 2, column 45, row 45 (DMC 3821): start there. Count threads, not holes.
4. Go on from it: picture first, background last. Gray squares are on two pages: stitch them once.
5. Last, two more rows all round in DMC 500: the opening's edge hides them.

First time? How to needlepoint: flossfield.com/needlepoint/guides/how-to-start/
How to read a chart: flossfield.com/needlepoint/guides/how-to-read-a-chart/

What you need

Canvas: blank mono canvas, 18 mesh (18 threads to the inch), cut 9.5 in square (24.1 cm).

Needle: blunt tapestry, size 22. Also masking tape for the cut edges, and small scissors.

Thread: six-strand floss, 18 colors, about 22 skeins in all (an estimate). Stitch with 4 strands (5 or 6 if canvas shows).

Fit it into a lid: the box or tray, acid-free board and backing. Measure the opening first.
How to fit it into a lid.

Thread list, DMC

			stitches	skeins
●	**500**	Very Dark Blue Green	3,350	4
■	**BLANC**	White	1,462	2
▲	**322**	Dark Baby Blue	707	1
◆	**3841**	Pale Baby Blue	361	1
▼	**336**	Navy Blue	277	1
★	**561**	Very Dark Jade	232	1
❖	**3821**	Straw	211	1
X	**471**	Very Light Avocado Green	206	1
H	**3687**	Mauve	205	1
+	**3688**	Medium Mauve	204	1
=	**3325**	Light Baby Blue	191	1
Z	**3346**	Hunter Green	162	1
A	**3689**	Light Mauve	137	1
V	**745**	Light Pale Yellow	135	1
T	**815**	Medium Garnet	120	1
N	**782**	Dark Topaz	99	1
S	**721**	Medium Orange Spice	30	1
K	**938**	Ultra Dark Coffee Brown	11	1

Skeins are estimates, with the two extra rows: the thread a stitch takes on the front and back of 18 mesh canvas, plus 30 percent, rounded up for each color.

Thread colors are approximate screen matches to DMC numbers. Check against real thread before you buy.

For your own stitching, gifts and handmade pieces you sell. Do not resell or share this PDF or copies of it.

Classic baby bib

Needlepoint pattern

Columns 1 to 49, rows 1 to 90. Start at the red outline

This page is the dark part of the chart

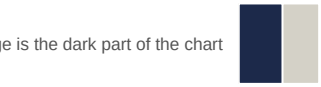



Key

- **DMC 500** Very Dark Blue Green
- **DMC BLANC** White
- **DMC 322** Dark Baby Blue
- **DMC 3841** Pale Baby Blue
- **DMC 336** Navy Blue
- **DMC 561** Very Dark Jade
- **DMC 3821** Straw
- **DMC 471** Very Light Avocado Green
- **DMC 3687** Mauve
- **DMC 3688** Medium Mauve
- **DMC 3325** Light Baby Blue
- **DMC 3346** Hunter Green
- **DMC 3689** Light Mauve
- **DMC 745** Light Pale Yellow
- **DMC 815** Medium Garnet
- **DMC 782** Dark Topaz
- **DMC 721** Medium Orange Spice
- **DMC 938** Ultra Dark Coffee Brown

Classic baby bib

Needlepoint pattern

Columns 50 to 90, rows 1 to 90. Gray squares: charted already, do not stitch again

This page is the dark part of the chart



Key

- ● **DMC 500** Very Dark Blue Green
- ■ **DMC BLANC** White
- ▲ **DMC 322** Dark Baby Blue
- ◆ **DMC 3841** Pale Baby Blue
- ▼ **DMC 336** Navy Blue
- ★ **DMC 561** Very Dark Jade
- ❖ **DMC 3821** Straw
- X **DMC 471** Very Light Avocado Green
- H **DMC 3687** Mauve
- \+ **DMC 3688** Medium Mauve
- = **DMC 3325** Light Baby Blue
- Z **DMC 3346** Hunter Green
- A **DMC 3689** Light Mauve
- V **DMC 745** Light Pale Yellow
- T **DMC 815** Medium Garnet
- N **DMC 782** Dark Topaz
- S **DMC 721** Medium Orange Spice