Classic baby blocks

Needlepoint pattern | 90 x 126 stitches | 5 x 7 in (12.7 x 17.8 cm) on 18 mesh | 20 colors



How to stitch it



1. Each square is one tent stitch, up at 1, down at 2. Lines in continental, right to left, the canvas upside down for the next row; wide areas in basketweave.
2. Cut 18 in of thread. Start and end it without a knot left behind.
3. Mark the middle of the canvas. It is the outlined square on page 2, column 45, row 63 (DMC 434): start there. Count threads, not holes.
4. Go on from it: picture first, background last. Gray squares are on two pages: stitch them once.
5. When it is done, block it square.

First time? How to needlepoint: flossfield.com/needlepoint/guides/how-to-start/
How to read a chart: flossfield.com/needlepoint/guides/how-to-read-a-chart/

What you need

Canvas: blank mono canvas, 18 mesh (18 threads to the inch), cut 9 in wide x 11 in high (22.9 x 27.9 cm).

Needle: blunt tapestry, size 22. Also masking tape for the cut edges, and small scissors.

Thread: six-strand floss, 20 colors, about 22 skeins in all (an estimate). Stitch with 4 strands (5 or 6 if canvas shows).

Frame it: acid-free board and a frame.
How to frame needlepoint.

Thread list, DMC

			stitches	skeins
●	**932**	Light Antique Blue	1,970	2
□	**434**	Light Brown	1,498	2
▲	**437**	Light Tan	1,226	1
◆	**739**	Ultra Very Light Tan	1,177	1
▼	**931**	Medium Antique Blue	1,106	1
★	**801**	Dark Coffee Brown	726	1
❖	**3855**	Light Autumn Gold	551	1
X	**3752**	Very Light Antique Blue	547	1
H	**3865**	Winter White	499	1
+	**433**	Medium Brown	404	1
=	**3777**	Very Dark Terra Cotta	230	1
Z	**435**	Very Light Brown	228	1
A	**930**	Dark Antique Blue	197	1
V	**842**	Very Light Beige Brown	180	1
T	**3363**	Medium Pine Green	176	1
N	**3722**	Medium Shell Pink	176	1
S	**3821**	Straw	149	1
K	**347**	Very Dark Salmon	147	1
E	**783**	Medium Topaz	125	1
C	**224**	Very Light Shell Pink	28	1

Skeins are estimates: the thread a stitch takes on the front and back of 18 mesh canvas, plus 30 percent, rounded up for each color.
Thread colors are approximate screen matches to DMC numbers. Check against real thread before you buy.
For your own stitching, gifts and handmade pieces you sell. Do not resell or share this PDF or copies of it.

Classic baby blocks

Needlepoint pattern

Columns 1 to 90, rows 1 to 67. Start at the red outline

This page is the dark part of the chart



Key

- DMC 932 Light Antique Blue
- DMC 434 Light Brown
- DMC 437 Light Tan
- DMC 739 Ultra Very Light Tan
- DMC 931 Medium Antique Blue
- DMC 801 Dark Coffee Brown
- DMC 3855 Light Autumn Gold
- DMC 3752 Very Light Antique Blue
- DMC 3865 Winter White
- DMC 433 Medium Brown
- DMC 3777 Very Dark Terra Cotta
- DMC 435 Very Light Brown
- DMC 930 Dark Antique Blue
- DMC 842 Very Light Beige Brown
- DMC 3363 Medium Pine Green
- DMC 3722 Medium Shell Pink
- DMC 347 Very Dark Salmon
- DMC 224 Very Light Shell Pink

Classic baby blocks

Needlepoint pattern

Columns 1 to 90, rows 68 to 126. Gray squares: charted already, do not stitch again

This page is the dark part of the chart



Key

- ● **DMC 932** Light Antique Blue
- □ **DMC 434** Light Brown
- ▲ **DMC 437** Light Tan
- ◆ **DMC 739** Ultra Very Light Tan
- ▼ **DMC 931** Medium Antique Blue
- ★ **DMC 801** Dark Coffee Brown
- ❖ **DMC 3855** Light Autumn Gold
- X **DMC 3752** Very Light Antique Blue
- H **DMC 3865** Winter White
- \+ **DMC 433** Medium Brown
- = **DMC 3777** Very Dark Terra Cotta
- Z **DMC 435** Very Light Brown
- A **DMC 930** Dark Antique Blue
- V **DMC 842** Very Light Beige Brown
- T **DMC 3363** Medium Pine Green
- N **DMC 3722** Medium Shell Pink
- S **DMC 3821** Straw
- E **DMC 783** Medium Topaz
- C **DMC 224** Very Light Shell Pink