Classic banana split in a glass boat

Needlepoint pattern | 90 x 90 stitches | 5 x 5 in (12.7 x 12.7 cm) on 18 mesh | 18 colors



How to stitch it



1. Each square is one tent stitch, up at 1, down at 2. Lines in continental, right to left, the canvas upside down for the next row; wide areas in basketweave.
2. Cut 18 in of thread. Start and end it without a knot left behind.
3. Mark the middle of the canvas. It is the outlined square on page 2, column 45, row 45 (DMC 761): start there. Count threads, not holes.
4. Go on from it: picture first, background last. Gray squares are on two pages: stitch them once.
5. Last, two more rows all round, each stitch in the color it lies beside: the opening's edge hides them.

First time? How to needlepoint: flossfield.com/needlepoint/guides/how-to-start/
How to read a chart: flossfield.com/needlepoint/guides/how-to-read-a-chart/

What you need

Canvas: blank mono canvas, 18 mesh (18 threads to the inch), cut 9.5 in square (24.1 cm).

Needle: blunt tapestry, size 22. Also masking tape for the cut edges, and small scissors.

Thread: six-strand floss, 18 colors, about 21 skeins in all (an estimate). Stitch with 4 strands (5 or 6 if canvas shows).

Fit it into a lid: the box or tray, acid-free board and backing. Measure the opening first.
How to fit it into a lid.

Thread list, DMC

			stitches	skeins				stitches	skeins
●	**598**	Light Turquoise	2,320	3	+	**739**	Ultra Very Light Tan	209	1
■	**762**	Very Light Pearl Gray	1,367	2	=	**743**	Medium Yellow	202	1
▲	**3811**	Very Light Turquoise	706	1	Z	**783**	Medium Topaz	165	1
◆	**BLANC**	White	700	1	A	**801**	Dark Coffee Brown	156	1
▼	**3078**	Very Light Golden Yellow	531	1	V	**3809**	Very Dark Turquoise	145	1
★	**747**	Very Light Sky Blue	501	1	T	**761**	Light Salmon	121	1
❖	**415**	Pearl Gray	355	1	N	**815**	Medium Garnet	86	1
X	**938**	Ultra Dark Coffee Brown	232	1	S	**3833**	Light Raspberry	76	1
H	**321**	Red	219	1	K	**738**	Very Light Tan	9	1

Skeins are estimates, with the two extra rows: the thread a stitch takes on the front and back of 18 mesh canvas, plus 30 percent, rounded up for each color.

Thread colors are approximate screen matches to DMC numbers. Check against real thread before you buy.

For your own stitching, gifts and handmade pieces you sell. Do not resell or share this PDF or copies of it.

Classic banana split in a glass boat

Needlepoint pattern

Columns 1 to 49, rows 1 to 90. Start at the red outline

This page is the dark part of the chart



Key

- ● **DMC 598** Light Turquoise
- ■ **DMC 762** Very Light Pearl Gray
- ▲ **DMC 3811** Very Light Turquoise
- ◆ **DMC BLANC** White
- ▼ **DMC 3078** Very Light Golden Yellow
- ★ **DMC 747** Very Light Sky Blue
- ❖ **DMC 415** Pearl Gray
- **X** **DMC 938** Ultra Dark Coffee Brown
- **H** **DMC 321** Red
- **+** **DMC 739** Ultra Very Light Tan
- **=** **DMC 743** Medium Yellow
- **Z** **DMC 783** Medium Topaz
- **A** **DMC 801** Dark Coffee Brown
- **V** **DMC 3809** Very Dark Turquoise
- **T** **DMC 761** Light Salmon
- **N** **DMC 815** Medium Garnet
- **S** **DMC 3833** Light Raspberry
- **K** **DMC 738** Very Light Tan

Classic banana split in a glass boat

Needlepoint pattern

Columns 50 to 90, rows 1 to 90. Gray squares: charted already, do not stitch again

This page is the dark part of the chart

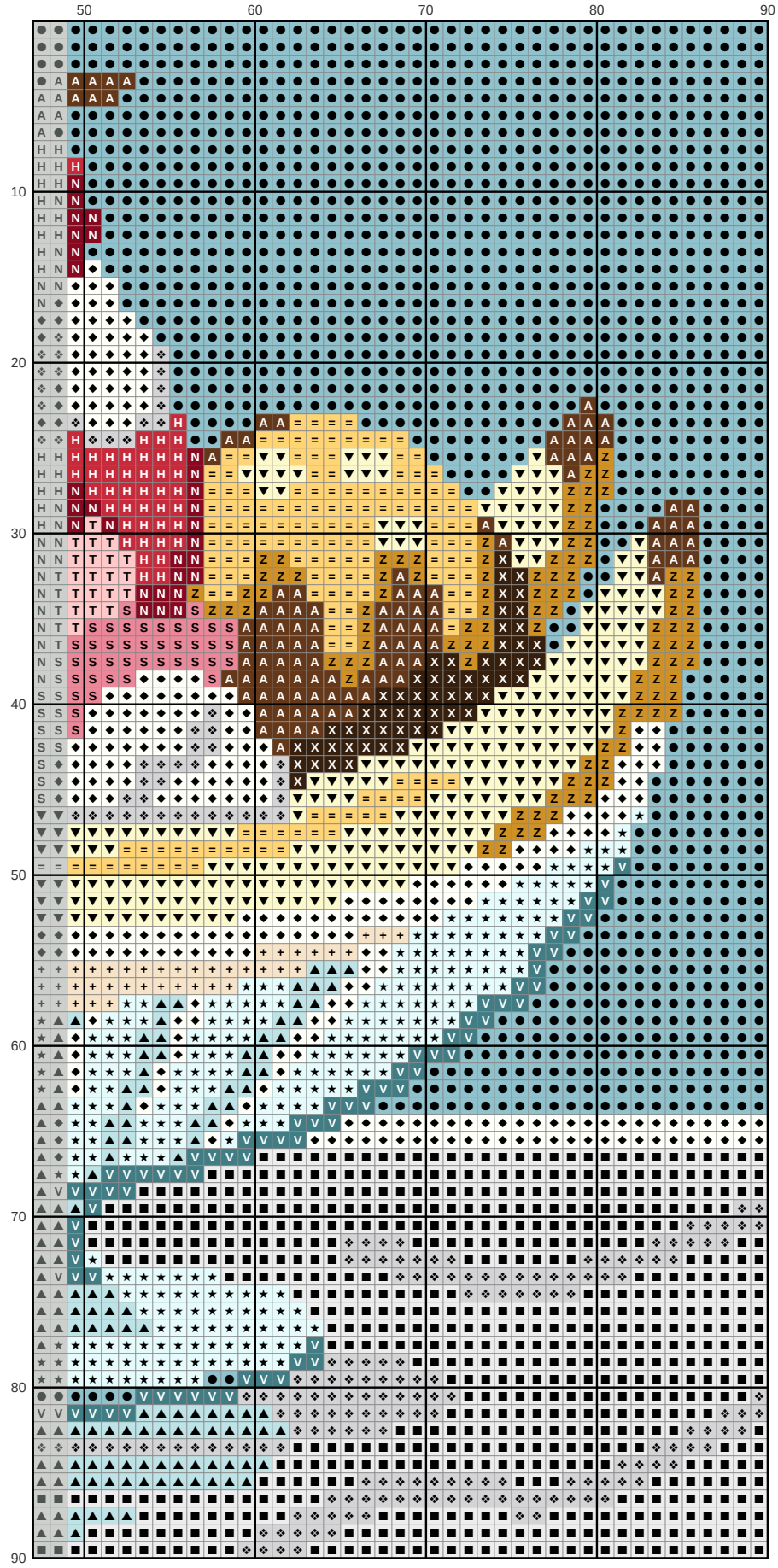

Key

- ● **DMC 598** Light Turquoise
- ■ **DMC 762** Very Light Pearl Gray
- ▲ **DMC 3811** Very Light Turquoise
- ◆ **DMC BLANC** White
- ▼ **DMC 3078** Very Light Golden Yellow
- ★ **DMC 747** Very Light Sky Blue
- ❖ **DMC 415** Pearl Gray
- **X** **DMC 938** Ultra Dark Coffee Brown
- **H** **DMC 321** Red
- **+** **DMC 739** Ultra Very Light Tan
- **=** **DMC 743** Medium Yellow
- **Z** **DMC 783** Medium Topaz
- **A** **DMC 801** Dark Coffee Brown
- **V** **DMC 3809** Very Dark Turquoise
- **T** **DMC 761** Light Salmon
- **N** **DMC 815** Medium Garnet
- **S** **DMC 3833** Light Raspberry