Classic basketball and net

Needlepoint pattern | 140 x 140 stitches | 14 x 14 in (35.6 x 35.6 cm) on 10 mesh | 24 colors



How to stitch it



1. Each square is one tent stitch, up at 1, down at 2. Lines in continental, right to left, the canvas upside down for the next row; wide areas in basketweave.
2. Cut 18 in of thread. Start and end it without a knot left behind.
3. Mark the middle of the canvas. It is the outlined square on page 2, column 70, row 70 (DMC 3865): start there. Count threads, not holes.
4. Go on from it: picture first, background last. Gray squares are on two pages: stitch them once.
5. Last, two more rows all round, each stitch in the color it lies beside: the seam hides them.

First time? How to needlepoint: flossfield.com/needlepoint/guides/how-to-start/
How to read a chart: flossfield.com/needlepoint/guides/how-to-read-a-chart/

What you need

Canvas: blank mono canvas, 10 mesh (10 threads to the inch), cut 18.5 in square (47 cm).

Needle: blunt tapestry, size 18. Also masking tape for the cut edges, and small scissors.

Thread: pearl cotton size 3, 24 colors, about 47 skeins in all (an estimate). Stitch with 2 lengths together.

Make it a pillow: backing fabric, an insert the size of the stitching or an inch larger, and cord or piping for the edge. How to finish a pillow.

Thread list, DMC

			stitches	skeins
●	**3865**	Winter White	4,054	7
■	**930**	Dark Antique Blue	2,427	5
▲	**3042**	Light Antique Violet	1,708	3
◆	**931**	Medium Antique Blue	1,470	3
▼	**932**	Light Antique Blue	1,375	3
★	**758**	Very Light Terra Cotta	1,148	2
❖	**3827**	Pale Golden Brown	1,122	2
X	**3041**	Medium Antique Violet	962	2
H	**3727**	Light Antique Mauve	873	2
+	**3835**	Medium Grape	790	2
=	**3834**	Dark Grape	765	2
Z	**154**	Very Dark Grape	596	2
A	**414**	Dark Steel Gray	540	1
V	**321**	Red	261	1
T	**921**	Copper	226	1
N	**946**	Medium Burnt Orange	200	1
S	**922**	Light Copper	180	1
K	**318**	Light Steel Gray	177	1
E	**3799**	Very Dark Pewter Gray	175	1
C	**920**	Medium Copper	154	1
P	**900**	Dark Burnt Orange	147	1
U	**3855**	Light Autumn Gold	121	1
L	**3747**	Very Light Blue Violet	72	1
2	**300**	Very Dark Mahogany	57	1

Skeins are estimates, with the two extra rows: the thread a stitch takes on the front and back of 10 mesh canvas, plus 30 percent, rounded up for each color.

Thread colors are approximate screen matches to DMC numbers. Check against real thread before you buy.

For your own stitching, gifts and handmade pieces you sell. Do not resell or share this PDF or copies of it.

Classic basketball and net Needlepoint pattern

Columns 1 to 74, rows 1 to 74. Start at the red outline

This page is the dark part of the chart

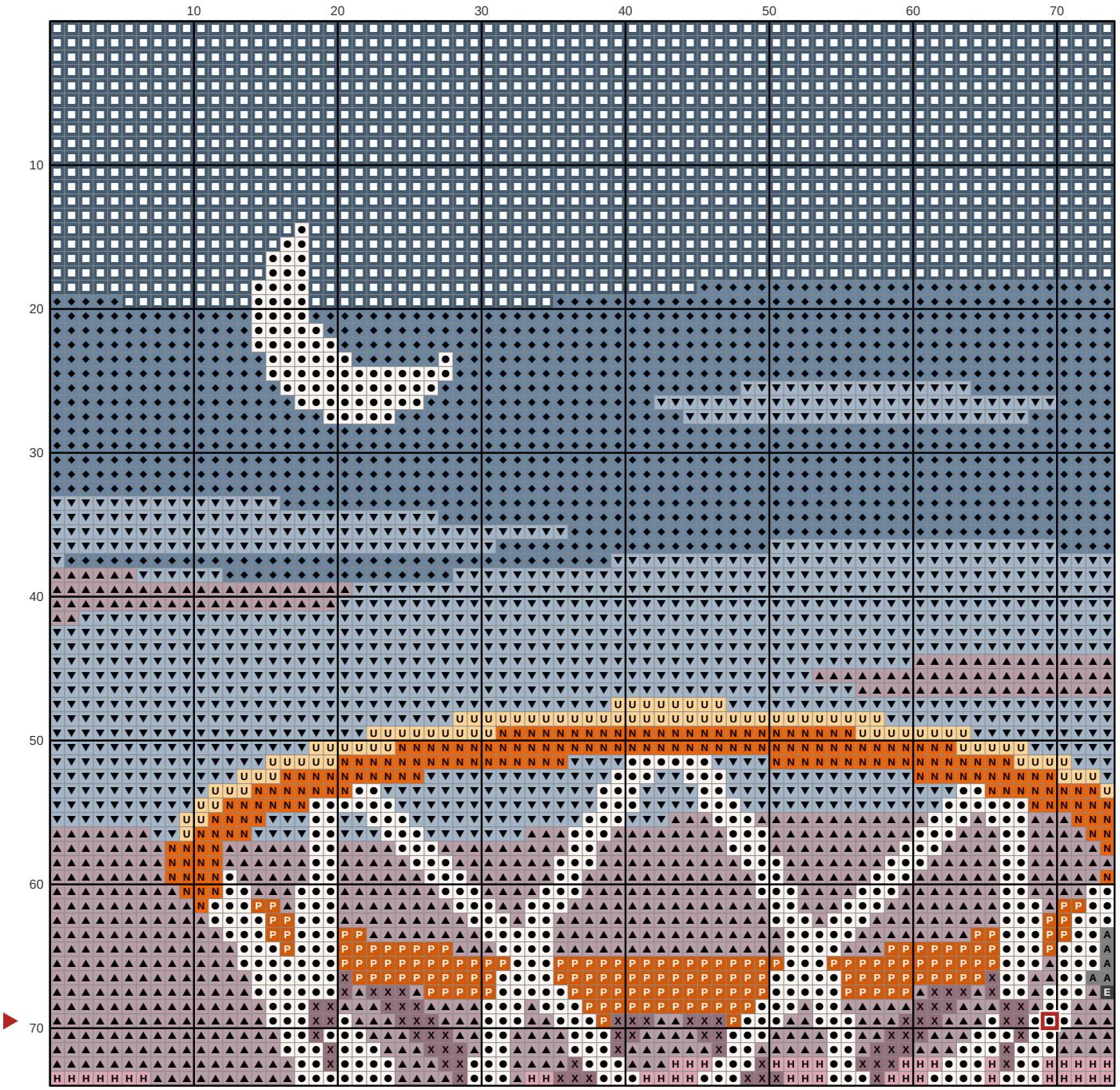

Key

- ● **DMC 3865** Winter White
- ■ **DMC 930** Dark Antique Blue
- ▲ **DMC 3042** Light Antique Violet
- ◆ **DMC 931** Medium Antique Blue
- ▼ **DMC 932** Light Antique Blue
- X **DMC 3041** Medium Antique Violet
- H **DMC 3727** Light Antique Mauve
- A **DMC 414** Dark Steel Gray
- N **DMC 946** Medium Burnt Orange
- E **DMC 3799** Very Dark Pewter Gray
- P **DMC 900** Dark Burnt Orange
- U **DMC 3855** Light Autumn Gold

Classic basketball and net Needlepoint pattern

Columns 75 to 140, rows 1 to 74. Gray squares: charted already, do not stitch again

This page is the dark part of the chart



Key

- ● **DMC 3865** Winter White
- ■ **DMC 930** Dark Antique Blue
- ▲ **DMC 3042** Light Antique Violet
- ◆ **DMC 931** Medium Antique Blue
- ▼ **DMC 932** Light Antique Blue
- H **DMC 3727** Light Antique Mauve
- A **DMC 414** Dark Steel Gray
- V **DMC 321** Red
- N **DMC 946** Medium Burnt Orange
- K **DMC 318** Light Steel Gray
- E **DMC 3799** Very Dark Pewter Gray
- L **DMC 3747** Very Light Blue Violet

Classic basketball and net Needlepoint pattern

Columns 1 to 74, rows 75 to 140. Gray squares: charted already, do not stitch again

This page is the dark part of the chart



Key

- ● **DMC 3865** Winter White
- ▲ **DMC 3042** Light Antique Violet
- ★ **DMC 758** Very Light Terra Cotta
- ❖ **DMC 3827** Pale Golden Brown
- X **DMC 3041** Medium Antique Violet
- H **DMC 3727** Light Antique Mauve
- \+ **DMC 3835** Medium Grape
- = **DMC 3834** Dark Grape
- Z **DMC 154** Very Dark Grape
- T **DMC 921** Copper
- S **DMC 922** Light Copper
- C **DMC 920** Medium Copper
- U **DMC 3855** Light Autumn Gold
- 2 **DMC 300** Very Dark Mahogany

Classic basketball and net Needlepoint pattern

Columns 75 to 140, rows 75 to 140. Gray squares: charted already, do not stitch again

This page is the dark part of the chart



Key

- ● **DMC 3865** Winter White
- ▲ **DMC 3042** Light Antique Violet
- ★ **DMC 758** Very Light Terra Cotta
- ❖ **DMC 3827** Pale Golden Brown
- X **DMC 3041** Medium Antique Violet
- H **DMC 3727** Light Antique Mauve
- \+ **DMC 3835** Medium Grape
- = **DMC 3834** Dark Grape
- Z **DMC 154** Very Dark Grape
- A **DMC 414** Dark Steel Gray
- K **DMC 318** Light Steel Gray
- E **DMC 3799** Very Dark Pewter Gray
- L **DMC 3747** Very Light Blue Violet