Classic clawfoot bathtub by a window

Needlepoint pattern | 90 x 126 stitches | 5 x 7 in (12.7 x 17.8 cm) on 18 mesh | 20 colors



How to stitch it



1. Each square is one tent stitch, up at 1, down at 2. Lines in continental, right to left, the canvas upside down for the next row; wide areas in basketweave.
2. Cut 18 in of thread. Start and end it without a knot left behind.
3. Mark the middle of the canvas. It is the outlined square on page 2, column 45, row 63 (DMC 597): start there. Count threads, not holes.
4. Go on from it: picture first, background last. Gray squares are on two pages: stitch them once.
5. When it is done, block it square.

First time? How to needlepoint: flossfield.com/needlepoint/guides/how-to-start/
How to read a chart: flossfield.com/needlepoint/guides/how-to-read-a-chart/

What you need

Canvas: blank mono canvas, 18 mesh (18 threads to the inch), cut 9 in wide x 11 in high (22.9 x 27.9 cm).

Needle: blunt tapestry, size 22. Also masking tape for the cut edges, and small scissors.

Thread: six-strand floss, 20 colors, about 22 skeins in all (an estimate). Stitch with 4 strands (5 or 6 if canvas shows).

Frame it: acid-free board and a frame.
How to frame needlepoint.

Thread list, DMC

			stitches	skeins
●	739	Ultra Very Light Tan	2,133	2
■	BLANC	White	1,934	2
▲	3753	Ultra Very Light Antique Blue	1,032	1
◆	352	Light Coral	772	1
▼	932	Light Antique Blue	679	1
★	524	Very Light Fern Green	625	1
❖	3811	Very Light Turquoise	618	1
X	909	Very Dark Emerald Green	484	1
H	782	Dark Topaz	473	1
+	500	Very Dark Blue Green	386	1
=	3820	Dark Straw	348	1
Z	3823	Ultra Pale Yellow	342	1
A	801	Dark Coffee Brown	289	1
V	911	Medium Emerald Green	268	1
T	471	Very Light Avocado Green	208	1
N	522	Fern Green	199	1
S	350	Medium Coral	167	1
K	743	Medium Yellow	159	1
E	931	Medium Antique Blue	113	1
C	597	Turquoise	111	1

Skeins are estimates: the thread a stitch takes on the front and back of 18 mesh canvas, plus 30 percent, rounded up for each color.
Thread colors are approximate screen matches to DMC numbers. Check against real thread before you buy.
For your own stitching, gifts and handmade pieces you sell. Do not resell or share this PDF or copies of it.

Classic clawfoot bathtub by a window

Needlepoint pattern

Columns 1 to 90, rows 1 to 67. Start at the red outline

This page is the dark part of the chart



Key

- DMC 739 — Ultra Very Light Tan
- DMC BLANC — White
- DMC 3753 — Ultra Very Light Antique Blue
- DMC 352 — Light Coral
- DMC 932 — Light Antique Blue
- DMC 524 — Very Light Fern Green
- DMC 3811 — Very Light Turquoise
- DMC 909 — Very Dark Emerald Green
- DMC 782 — Dark Topaz
- DMC 500 — Very Dark Blue Green
- DMC 3820 — Dark Straw
- DMC 3823 — Ultra Pale Yellow
- DMC 801 — Dark Coffee Brown
- DMC 471 — Very Light Avocado Green
- DMC 522 — Fern Green
- DMC 350 — Medium Coral
- DMC 743 — Medium Yellow
- DMC 931 — Medium Antique Blue
- DMC 597 — Turquoise

Classic clawfoot bathtub by a window

Needlepoint pattern

Columns 1 to 90, rows 68 to 126. Gray squares: charted already, do not stitch again

This page is the dark part of the chart



Key

- ● **DMC 739** Ultra Very Light Tan
- ■ **DMC BLANC** White
- ▲ **DMC 3753** Ultra Very Light Antique Blue
- ◆ **DMC 352** Light Coral
- ▼ **DMC 932** Light Antique Blue
- ★ **DMC 524** Very Light Fern Green
- ❖ **DMC 3811** Very Light Turquoise
- X **DMC 909** Very Dark Emerald Green
- H **DMC 782** Dark Topaz
- \+ **DMC 500** Very Dark Blue Green
- = **DMC 3820** Dark Straw
- A **DMC 801** Dark Coffee Brown
- V **DMC 911** Medium Emerald Green
- N **DMC 522** Fern Green
- S **DMC 350** Medium Coral
- K **DMC 743** Medium Yellow
- E **DMC 931** Medium Antique Blue
- C **DMC 597** Turquoise