Classic straw beehive on a stand

Needlepoint pattern | 72 x 72 stitches | 4 x 4 in (10.2 x 10.2 cm) on 18 mesh | 11 colors



How to stitch it



1. Each square is one tent stitch, up at 1, down at 2. Lines in continental, right to left, the canvas upside down for the next row; wide areas in basketweave.
2. Cut 18 in of thread. Start and end it without a knot left behind.
3. Mark the middle of the canvas. It is the outlined square, column 36, row 36 (DMC 728): start there. Count threads, not holes.
4. Go on from it: picture first, background last. End the thread before crossing another color.
5. Last, two more rows all round in DMC 550: the board's edge hides them.

First time? How to needlepoint: flossfield.com/needlepoint/guides/how-to-start/
How to read a chart: flossfield.com/needlepoint/guides/how-to-read-a-chart/

What you need

Canvas: blank mono canvas, 18 mesh (18 threads to the inch), cut 8.5 in square (21.6 cm).

Needle: blunt tapestry, size 22. Also masking tape for the cut edges, and small scissors.

Thread: six-strand floss, 11 colors, about 14 skeins in all (an estimate). Stitch with 4 strands (5 or 6 if canvas shows).

Make it an ornament: board, thin batting, backing fabric and twisted cord.
How to finish an ornament.

Thread list, DMC

			stitches	skeins
●	**550**	Very Dark Violet	3,640	4
▲	**728**	Topaz	331	1
■	**745**	Light Pale Yellow	322	1
▼	**782**	Dark Topaz	312	1
◆	**783**	Medium Topaz	278	1
=	**433**	Medium Brown	144	1
+	**436**	Tan	60	1
H	**898**	Very Dark Coffee Brown	58	1
★	**BLANC**	White	14	1
❖	**726**	Light Topaz	13	1
X	**310**	Black	12	1

Skeins are estimates, with the two extra rows: the thread a stitch takes on the front and back of 18 mesh canvas, plus 30 percent, rounded up for each color.

Thread colors are approximate screen matches to DMC numbers. Check against real thread before you buy.

For your own stitching, gifts and handmade pieces you sell. Do not resell or share this PDF or copies of it.

Classic straw beehive on a stand

Needlepoint pattern

Chart: 72 x 72 stitches. Start at the red outline



Key

- **DMC 550** Very Dark Violet
- **DMC 728** Topaz
- **DMC 745** Light Pale Yellow
- **DMC 782** Dark Topaz
- **DMC 783** Medium Topaz
- **DMC 433** Medium Brown
- **DMC 436** Tan
- **DMC 898** Very Dark Coffee Brown
- **DMC BLANC** White
- **DMC 726** Light Topaz
- **DMC 310** Black