Classic bird bath in a rose garden

Needlepoint pattern | 90 x 126 stitches | 5 x 7 in (12.7 x 17.8 cm) on 18 mesh | 20 colors



How to stitch it



1. Each square is one tent stitch, up at 1, down at 2. Lines in continental, right to left, the canvas upside down for the next row; wide areas in basketweave.
2. Cut 18 in of thread. Start and end it without a knot left behind.
3. Mark the middle of the canvas. It is the outlined square on page 2, column 45, row 63 (DMC 920): start there. Count threads, not holes.
4. Go on from it: picture first, background last. Gray squares are on two pages: stitch them once.
5. When it is done, block it square.

First time? How to needlepoint: flossfield.com/needlepoint/guides/how-to-start/
How to read a chart: flossfield.com/needlepoint/guides/how-to-read-a-chart/

What you need

Canvas: blank mono canvas, 18 mesh (18 threads to the inch), cut 9 in wide x 11 in high (22.9 x 27.9 cm).

Needle: blunt tapestry, size 22. Also masking tape for the cut edges, and small scissors.

Thread: six-strand floss, 20 colors, about 21 skeins in all (an estimate). Stitch with 4 strands (5 or 6 if canvas shows).

Frame it: acid-free board and a frame.
How to frame needlepoint.

Thread list, DMC

			stitches	skeins
●	**524**	Very Light Fern Green	1,385	2
■	**522**	Fern Green	1,056	1
▲	**3790**	Ultra Dark Beige Gray	984	1
◆	**3363**	Medium Pine Green	950	1
▼	**934**	Black Avocado Green	805	1
★	**945**	Tawny	770	1
❖	**3865**	Winter White	714	1
X	**407**	Dark Desert Sand	627	1
H	**3770**	Very Light Tawny	553	1
+	**760**	Salmon	477	1
=	**3799**	Very Dark Pewter Gray	475	1
Z	**642**	Dark Beige Gray	461	1
A	**644**	Medium Beige Gray	419	1
V	**3721**	Dark Shell Pink	324	1
T	**922**	Light Copper	311	1
N	**926**	Medium Gray Green	310	1
S	**225**	Ultra Very Light Shell Pink	286	1
K	**433**	Medium Brown	234	1
E	**920**	Medium Copper	135	1
C	**3768**	Dark Gray Green	64	1

Skeins are estimates: the thread a stitch takes on the front and back of 18 mesh canvas, plus 30 percent, rounded up for each color.
Thread colors are approximate screen matches to DMC numbers. Check against real thread before you buy.
For your own stitching, gifts and handmade pieces you sell. Do not resell or share this PDF or copies of it.

Classic bird bath in a rose garden

Needlepoint pattern

Columns 1 to 90, rows 1 to 67. Start at the red outline

This page is the dark part of the chart



Key

- DMC 524 — Very Light Fern Green
- DMC 522 — Fern Green
- DMC 3790 — Ultra Dark Beige Gray
- DMC 3363 — Medium Pine Green
- DMC 934 — Black Avocado Green
- DMC 945 — Tawny
- DMC 3865 — Winter White
- DMC 407 — Dark Desert Sand
- DMC 3770 — Very Light Tawny
- DMC 760 — Salmon
- DMC 3799 — Very Dark Pewter Gray
- DMC 642 — Dark Beige Gray
- DMC 644 — Medium Beige Gray
- DMC 922 — Light Copper
- DMC 926 — Medium Gray Green
- DMC 433 — Medium Brown
- DMC 920 — Medium Copper
- DMC 3768 — Dark Gray Green

Classic bird bath in a rose garden

Needlepoint pattern

Columns 1 to 90, rows 68 to 126. Gray squares: charted already, do not stitch again

This page is the dark part of the chart



Key

- ● **DMC 524** Very Light Fern Green
- ■ **DMC 522** Fern Green
- ▲ **DMC 3790** Ultra Dark Beige Gray
- ◆ **DMC 3363** Medium Pine Green
- ▼ **DMC 934** Black Avocado Green
- ❖ **DMC 3865** Winter White
- X **DMC 407** Dark Desert Sand
- \+ **DMC 760** Salmon
- Z **DMC 642** Dark Beige Gray
- A **DMC 644** Medium Beige Gray
- V **DMC 3721** Dark Shell Pink
- T **DMC 922** Light Copper
- N **DMC 926** Medium Gray Green
- S **DMC 225** Ultra Very Light Shell Pink
- K **DMC 433** Medium Brown
- C **DMC 3768** Dark Gray Green