Classic birdhouse

Needlepoint pattern | 72 x 72 stitches | 4 x 4 in (10.2 x 10.2 cm) on 18 mesh | 13 colors



How to stitch it



1. Each square is one tent stitch, up at 1, down at 2. Lines in continental, right to left, the canvas upside down for the next row; wide areas in basketweave.
2. Cut 18 in of thread. Start and end it without a knot left behind.
3. Mark the middle of the canvas. It is the outlined square, column 36, row 36 (DMC 898): start there. Count threads, not holes.
4. Go on from it: picture first, background last. End the thread before crossing another color.
5. Last, two more rows all round in DMC 813: the board's edge hides them.

First time? How to needlepoint: flossfield.com/needlepoint/guides/how-to-start/
How to read a chart: flossfield.com/needlepoint/guides/how-to-read-a-chart/

What you need

Canvas: blank mono canvas, 18 mesh (18 threads to the inch), cut 8.5 in square (21.6 cm).

Needle: blunt tapestry, size 22. Also masking tape for the cut edges, and small scissors.

Thread: six-strand floss, 13 colors, about 16 skeins in all (an estimate). Stitch with 4 strands (5 or 6 if canvas shows).

Make it an ornament: board, thin batting, backing fabric and twisted cord.
How to finish an ornament.

Thread list, DMC

			stitches	skeins
●	**813**	Light Blue	4,120	4
❖	**726**	Light Topaz	510	1
★	**783**	Medium Topaz	92	1
H	**898**	Very Dark Coffee Brown	72	1
◆	**498**	Dark Red	64	1
▼	**745**	Light Pale Yellow	62	1
+	**436**	Tan	56	1
=	**433**	Medium Brown	55	1
▲	**666**	Bright Red	50	1
A	**702**	Kelly Green	36	1
Z	**700**	Bright Green	28	1
X	**310**	Black	21	1
■	**351**	Coral	18	1

Skeins are estimates, with the two extra rows: the thread a stitch takes on the front and back of 18 mesh canvas, plus 30 percent, rounded up for each color.

Thread colors are approximate screen matches to DMC numbers. Check against real thread before you buy.

For your own stitching, gifts and handmade pieces you sell. Do not resell or share this PDF or copies of it.

Classic birdhouse

Needlepoint pattern

Chart: 72 x 72 stitches. Start at the red outline



Key

- ● **DMC 813** Light Blue
- ❖ **DMC 726** Light Topaz
- ★ **DMC 783** Medium Topaz
- H **DMC 898** Very Dark Coffee Brown
- ◆ **DMC 498** Dark Red
- ▼ **DMC 745** Light Pale Yellow
- \+ **DMC 436** Tan
- = **DMC 433** Medium Brown
- ▲ **DMC 666** Bright Red
- A **DMC 702** Kelly Green
- Z **DMC 700** Bright Green
- X **DMC 310** Black
- ■ **DMC 351** Coral