Classic January birth flower: carnation

Needlepoint pattern | 90 x 126 stitches | 5 x 7 in (12.7 x 17.8 cm) on 18 mesh | 20 colors



How to stitch it



1. Each square is one tent stitch, up at 1, down at 2. Lines in continental, right to left, the canvas upside down for the next row; wide areas in basketweave.
2. Cut 18 in of thread. Start and end it without a knot left behind.
3. Mark the middle of the canvas. It is the outlined square on page 2, column 45, row 63 (DMC 738): start there. Count threads, not holes.
4. Go on from it: picture first, background last. Gray squares are on two pages: stitch them once.
5. When it is done, block it square.

First time? How to needlepoint: flossfield.com/needlepoint/guides/how-to-start/
How to read a chart: flossfield.com/needlepoint/guides/how-to-read-a-chart/

What you need

Canvas: blank mono canvas, 18 mesh (18 threads to the inch), cut 9 in wide x 11 in high (22.9 x 27.9 cm).

Needle: blunt tapestry, size 22. Also masking tape for the cut edges, and small scissors.

Thread: six-strand floss, 20 colors, about 24 skeins in all (an estimate). Stitch with 4 strands (5 or 6 if canvas shows).

Frame it: acid-free board and a frame.
How to frame needlepoint.

Thread list, DMC

			stitches	skeins
●	**939**	Very Dark Navy Blue	3,416	3
■	**311**	Medium Navy Blue	3,349	3
▲	**729**	Medium Old Gold	624	1
◆	**3801**	Very Dark Melon	579	1
▼	**3354**	Light Dusty Rose	365	1
★	**712**	Cream	355	1
❖	**503**	Medium Blue Green	345	1
X	**739**	Ultra Very Light Tan	322	1
H	**501**	Dark Blue Green	296	1
+	**814**	Dark Garnet	259	1
=	**3863**	Medium Mocha Beige	258	1
Z	**3706**	Medium Melon	231	1
A	**818**	Baby Pink	198	1
V	**321**	Red	186	1
T	**3350**	Ultra Dark Dusty Rose	162	1
N	**500**	Very Dark Blue Green	106	1
S	**504**	Very Light Blue Green	98	1
K	**3731**	Very Dark Dusty Rose	87	1
E	**738**	Very Light Tan	69	1
C	**502**	Blue Green	35	1

Skeins are estimates: the thread a stitch takes on the front and back of 18 mesh canvas, plus 30 percent, rounded up for each color.
Thread colors are approximate screen matches to DMC numbers. Check against real thread before you buy.
For your own stitching, gifts and handmade pieces you sell. Do not resell or share this PDF or copies of it.

Classic January birth flower: carnation

Needlepoint pattern

Columns 1 to 90, rows 1 to 67. Start at the red outline

This page is the dark part of the chart



Key

- **DMC 939** Very Dark Navy Blue
- **DMC 311** Medium Navy Blue
- **DMC 729** Medium Old Gold
- **DMC 3801** Very Dark Melon
- **DMC 3354** Light Dusty Rose
- **DMC 712** Cream
- **DMC 503** Medium Blue Green
- **DMC 739** Ultra Very Light Tan
- **DMC 501** Dark Blue Green
- **DMC 814** Dark Garnet
- **DMC 3863** Medium Mocha Beige
- **DMC 3706** Medium Melon
- **DMC 818** Baby Pink
- **DMC 321** Red
- **DMC 3350** Ultra Dark Dusty Rose
- **DMC 500** Very Dark Blue Green
- **DMC 504** Very Light Blue Green
- **DMC 3731** Very Dark Dusty Rose
- **DMC 738** Very Light Tan
- **DMC 502** Blue Green

Classic January birth flower: carnation

Needlepoint pattern

Columns 1 to 90, rows 68 to 126. Gray squares: charted already, do not stitch again

This page is the dark part of the chart



Key

- **DMC 939** Very Dark Navy Blue
- **DMC 311** Medium Navy Blue
- **DMC 729** Medium Old Gold
- **DMC 3801** Very Dark Melon
- **DMC 3354** Light Dusty Rose
- **DMC 712** Cream
- **DMC 503** Medium Blue Green
- **DMC 739** Ultra Very Light Tan
- **DMC 501** Dark Blue Green
- **DMC 3863** Medium Mocha Beige
- **DMC 818** Baby Pink
- **DMC 3350** Ultra Dark Dusty Rose
- **DMC 500** Very Dark Blue Green
- **DMC 504** Very Light Blue Green
- **DMC 3731** Very Dark Dusty Rose
- **DMC 738** Very Light Tan
- **DMC 502** Blue Green