Classic October birth flower: marigold

Needlepoint pattern | 140 x 140 stitches | 14 x 14 in (35.6 x 35.6 cm) on 10 mesh | 24 colors



How to stitch it



1. Each square is one tent stitch, up at 1, down at 2. Lines in continental, right to left, the canvas upside down for the next row; wide areas in basketweave.
2. Cut 18 in of thread. Start and end it without a knot left behind.
3. Mark the middle of the canvas. It is the outlined square on page 2, column 70, row 70 (DMC 783): start there. Count threads, not holes.
4. Go on from it: picture first, background last. Gray squares are on two pages: stitch them once.
5. Last, two more rows all round in DMC 3371: the seam hides them.

First time? How to needlepoint: flossfield.com/needlepoint/guides/how-to-start/
How to read a chart: flossfield.com/needlepoint/guides/how-to-read-a-chart/

What you need

Canvas: blank mono canvas, 10 mesh (10 threads to the inch), cut 18.5 in square (47 cm).

Needle: blunt tapestry, size 18. Also masking tape for the cut edges, and small scissors.

Thread: pearl cotton size 3, 24 colors, about 45 skeins in all (an estimate). Stitch with 2 lengths together.

Make it a pillow: backing fabric, an insert the size of the stitching or an inch larger, and cord or piping for the edge. How to finish a pillow.

Thread list, DMC

			stitches	skeins
●	3371	Black Brown	9,152	16
■	725	Medium Light Topaz	1,351	3
▲	3346	Hunter Green	1,001	2
◆	3857	Dark Rosewood	982	2
▼	783	Medium Topaz	929	2
★	919	Red Copper	828	2
❖	3347	Medium Yellow Green	604	1
X	890	Ultra Dark Pistachio Green	488	1
H	921	Copper	468	1
+	970	Light Pumpkin	465	1
=	471	Very Light Avocado Green	412	1
Z	312	Very Dark Baby Blue	395	1
A	741	Medium Tangerine	374	1
V	782	Dark Topaz	351	1
T	727	Very Light Topaz	318	1
N	3325	Light Baby Blue	307	1
S	975	Dark Golden Brown	241	1
K	3755	Baby Blue	236	1
E	742	Light Tangerine	208	1
C	823	Dark Navy Blue	165	1
P	334	Medium Baby Blue	152	1
U	311	Medium Navy Blue	77	1
L	918	Dark Red Copper	76	1
2	3865	Winter White	20	1

Skeins are estimates, with the two extra rows: the thread a stitch takes on the front and back of 10 mesh canvas, plus 30 percent, rounded up for each color.

Thread colors are approximate screen matches to DMC numbers. Check against real thread before you buy.

For your own stitching, gifts and handmade pieces you sell. Do not resell or share this PDF or copies of it.

Classic October birth flower: marigold

Needlepoint pattern

Columns 1 to 74, rows 1 to 74. Start at the red outline

This page is the dark part of the chart



Key

- **DMC 3371** Black Brown
- **DMC 725** Medium Light Topaz
- **DMC 3346** Hunter Green
- **DMC 3857** Dark Rosewood
- **DMC 783** Medium Topaz
- **DMC 919** Red Copper
- **DMC 3347** Medium Yellow Green
- **DMC 890** Ultra Dark Pistachio Green
- **DMC 921** Copper
- **DMC 970** Light Pumpkin
- **DMC 471** Very Light Avocado Green
- **DMC 312** Very Dark Baby Blue
- **DMC 741** Medium Tangerine
- **DMC 782** Dark Topaz
- **DMC 727** Very Light Topaz
- **DMC 3325** Light Baby Blue
- **DMC 975** Dark Golden Brown
- **DMC 3755** Baby Blue
- **DMC 823** Dark Navy Blue
- **DMC 334** Medium Baby Blue
- **DMC 3865** Winter White

Classic October birth flower: marigold Needlepoint pattern

Columns 75 to 140, rows 1 to 74. Gray squares: charted already, do not stitch again

This page is the dark part of the chart



Key

- ● **DMC 3371** Black Brown
- ■ **DMC 725** Medium Light Topaz
- ▲ **DMC 3346** Hunter Green
- ◆ **DMC 3857** Dark Rosewood
- ▼ **DMC 783** Medium Topaz
- ★ **DMC 919** Red Copper
- ❖ **DMC 3347** Medium Yellow Green
- X **DMC 890** Ultra Dark Pistachio Green
- H **DMC 921** Copper
- \+ **DMC 970** Light Pumpkin
- = **DMC 471** Very Light Avocado Green
- A **DMC 741** Medium Tangerine
- V **DMC 782** Dark Topaz
- S **DMC 975** Dark Golden Brown
- E **DMC 742** Light Tangerine

Classic October birth flower: marigold Needlepoint pattern

Columns 1 to 74, rows 75 to 140. Gray squares: charted already, do not stitch again

This page is the dark part of the chart

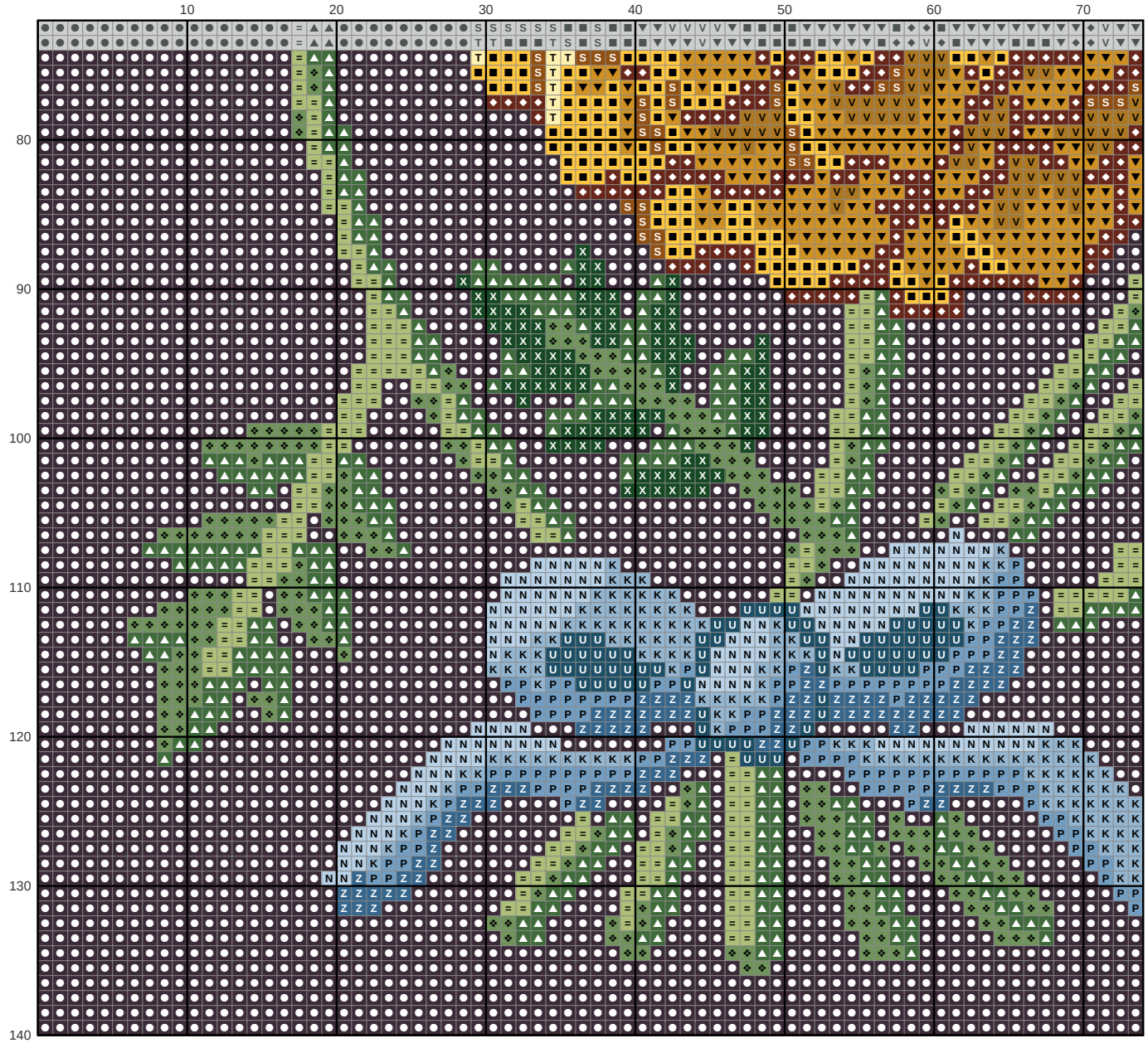

Key

- **DMC 3371** Black Brown
- **DMC 725** Medium Light Topaz
- **DMC 3346** Hunter Green
- **DMC 3857** Dark Rosewood
- **DMC 783** Medium Topaz
- **DMC 3347** Medium Yellow Green
- **DMC 890** Ultra Dark Pistachio Green
- **DMC 471** Very Light Avocado Green
- **DMC 312** Very Dark Baby Blue
- **DMC 782** Dark Topaz
- **DMC 727** Very Light Topaz
- **DMC 3325** Light Baby Blue
- **DMC 975** Dark Golden Brown
- **DMC 3755** Baby Blue
- **DMC 334** Medium Baby Blue
- **DMC 311** Medium Navy Blue

Classic October birth flower: marigold Needlepoint pattern

Columns 75 to 140, rows 75 to 140. Gray squares: charted already, do not stitch again

This page is the dark part of the chart



Key

- **DMC 3371** Black Brown
- **DMC 725** Medium Light Topaz
- **DMC 3346** Hunter Green
- **DMC 3857** Dark Rosewood
- **DMC 783** Medium Topaz
- **DMC 919** Red Copper
- **DMC 3347** Medium Yellow Green
- **DMC 890** Ultra Dark Pistachio Green
- **DMC 921** Copper
- **DMC 471** Very Light Avocado Green
- **DMC 312** Very Dark Baby Blue
- **DMC 782** Dark Topaz
- **DMC 3755** Baby Blue
- **DMC 334** Medium Baby Blue
- **DMC 918** Dark Red Copper