Classic craftsman bungalow in autumn

Needlepoint pattern | 160 x 120 stitches | 16 x 12 in (40.6 x 30.5 cm) on 10 mesh | 24 colors



How to stitch it



1. Each square is one tent stitch, up at 1, down at 2. Lines in continental, right to left, the canvas upside down for the next row; wide areas in basketweave.
2. Cut 18 in of thread. Start and end it without a knot left behind.
3. Mark the middle of the canvas. It is the outlined square on page 2, column 80, row 60 (DMC 3860): start there. Count threads, not holes.
4. Go on from it: picture first, background last. Gray squares are on two pages: stitch them once.
5. Last, two more rows all round, each stitch in the color it lies beside: the seam hides them.

First time? How to needlepoint: flossfield.com/needlepoint/guides/how-to-start/
How to read a chart: flossfield.com/needlepoint/guides/how-to-read-a-chart/

What you need

Canvas: blank mono canvas, 10 mesh (10 threads to the inch), cut 20.5 in wide x 16.5 in high (52.1 x 41.9 cm).

Needle: blunt tapestry, size 18. Also masking tape for the cut edges, and small scissors.

Thread: pearl cotton size 3, 24 colors, about 43 skeins in all (an estimate). Stitch with 2 lengths together.

Make it a pillow: backing fabric, an insert the size of the stitching or an inch larger, and cord or piping for the edge. How to finish a pillow.

Thread list, DMC

			stitches	skeins
●	**921**	Copper	2,540	5
■	**3363**	Medium Pine Green	1,716	3
▲	**918**	Dark Red Copper	1,385	3
◆	**3743**	Very Light Antique Violet	1,313	3
▼	**3362**	Dark Pine Green	1,195	2
★	**3853**	Dark Autumn Gold	1,189	2
❖	**3860**	Cocoa	1,122	2
X	**948**	Very Light Peach	999	2
H	**730**	Very Dark Olive Green	931	2
+	**779**	Dark Cocoa	840	2
=	**734**	Light Olive Green	773	2
Z	**3861**	Light Cocoa	690	2
A	**728**	Topaz	683	2
V	**3855**	Light Autumn Gold	622	1
T	**3041**	Medium Antique Violet	592	1
N	**712**	Cream	585	1
S	**3371**	Black Brown	522	1
K	**3042**	Light Antique Violet	491	1
E	**3032**	Medium Mocha Brown	236	1
C	**340**	Medium Blue Violet	233	1
P	**3830**	Terra Cotta	197	1
U	**3746**	Dark Blue Violet	194	1
L	**3809**	Very Dark Turquoise	92	1
2	**3778**	Light Terra Cotta	60	1

Skeins are estimates, with the two extra rows: the thread a stitch takes on the front and back of 10 mesh canvas, plus 30 percent, rounded up for each color.

Thread colors are approximate screen matches to DMC numbers. Check against real thread before you buy.

For your own stitching, gifts and handmade pieces you sell. Do not resell or share this PDF or copies of it.

Classic craftsman bungalow in autumn

Needlepoint pattern

Columns 1 to 84, rows 1 to 64. Start at the red outline

This page is the dark part of the chart

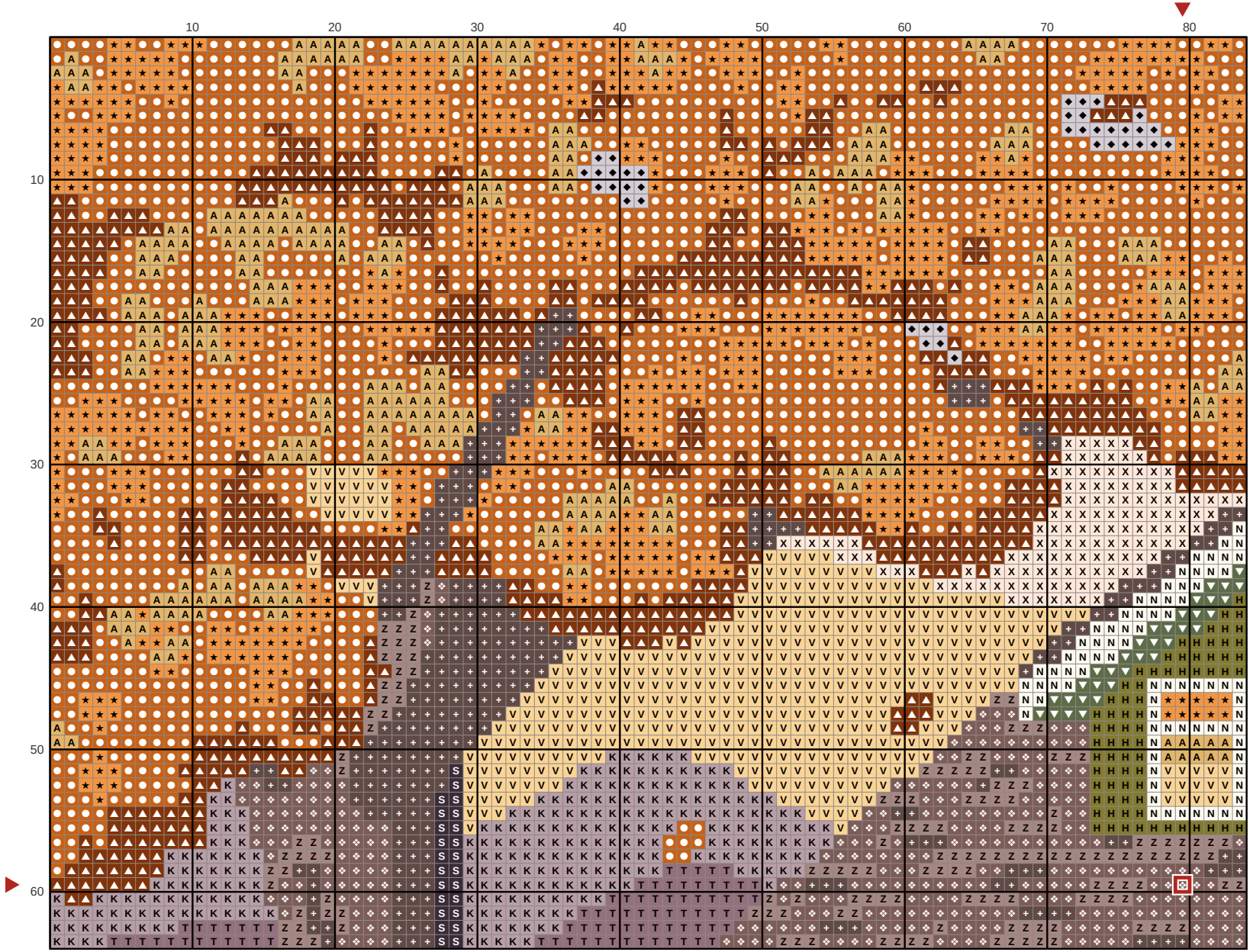

Key

- **DMC 921** Copper
- **DMC 918** Dark Red Copper
- **DMC 3743** Very Light Antique Violet
- **DMC 3362** Dark Pine Green
- **DMC 3853** Dark Autumn Gold
- **DMC 3860** Cocoa
- **DMC 948** Very Light Peach
- **DMC 730** Very Dark Olive Green
- **DMC 779** Dark Cocoa
- **DMC 3861** Light Cocoa
- **DMC 728** Topaz
- **DMC 3855** Light Autumn Gold
- **DMC 3041** Medium Antique Violet
- **DMC 712** Cream
- **DMC 3371** Black Brown
- **DMC 3042** Light Antique Violet

Classic craftsman bungalow in autumn Needlepoint pattern

Columns 85 to 160, rows 1 to 64. Gray squares: charted already, do not stitch again

This page is the dark part of the chart



Key

- DMC 921 Copper
- DMC 918 Dark Red Copper
- DMC 3743 Very Light Antique Violet
- DMC 3362 Dark Pine Green
- DMC 3853 Dark Autumn Gold
- DMC 3860 Cocoa
- DMC 948 Very Light Peach
- DMC 730 Very Dark Olive Green
- DMC 779 Dark Cocoa
- DMC 3861 Light Cocoa
- DMC 728 Topaz
- DMC 3855 Light Autumn Gold
- DMC 3041 Medium Antique Violet
- DMC 712 Cream
- DMC 3371 Black Brown
- DMC 3042 Light Antique Violet
- DMC 3032 Medium Mocha Brown

Classic craftsman bungalow in autumn Needlepoint pattern

Columns 1 to 84, rows 65 to 120. Gray squares: charted already, do not stitch again

This page is the dark part of the chart



Key

- DMC 921 Copper
- DMC 3363
- DMC 918
- DMC 3743
- DMC 3362
- DMC 3853
- DMC 3860 Cocoa
- DMC 730
- DMC 779 Dark Cocoa
- DMC 734
- DMC 3861
- DMC 728 Topaz
- DMC 3855
- DMC 3041
- DMC 712 Cream
- DMC 3371
- DMC 3042
- DMC 3032
- DMC 340
- DMC 3830
- DMC 3746
- DMC 3778

Classic craftsman bungalow in autumn

Needlepoint pattern

Columns 85 to 160, rows 65 to 120. Gray squares: charted already, do not stitch again

This page is the dark part of the chart



Key

- DMC 921 Copper
- DMC 3363 Medium Pine Green
- DMC 918 Dark Red Copper
- DMC 3743 Very Light Antique Violet
- DMC 3362 Dark Pine Green
- DMC 3853 Dark Autumn Gold
- DMC 3860 Cocoa
- H DMC 730 Very Dark Olive Green
- \+ DMC 779 Dark Cocoa
- = DMC 734 Light Olive Green
- Z DMC 3861 Light Cocoa
- A DMC 728 Topaz
- V DMC 3855 Light Autumn Gold
- T DMC 3041 Medium Antique Violet
- N DMC 712 Cream
- S DMC 3371 Black Brown
- K DMC 3042 Light Antique Violet
- E DMC 3032 Medium Mocha Brown
- C DMC 340 Medium Blue Violet
- U DMC 3746 Dark Blue Violet
- L DMC 3809 Very Dark Turquoise